

AC 100V to AC 220V input, 3.3V / 3A output

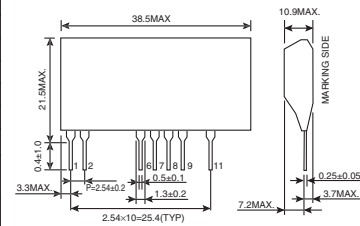
Isolated AC/DC Converter

BP5723-33

● Absolute Maximum Ratings

Parameter	Symbol	Limits	Unit	Conditions
11 pin input voltage	VD	700	V	
7 pin input voltage	VDD	25	V	
11 pin input currents	ID	500	mA	PEAK
8 pin input currents	IDD	10	mA	
Maximum output power	Po	10	W	
Withstand voltage	VI	3	KV	1 sec (Primary - Secondary)
Permission temperature	Tcmax	105	°C	Contain a self-fever
Operating temperature range	Topr	-25 to +80	°C	
Storage temperature range	Tstg	-30 to +105	°C	

● Dimensions (mm)



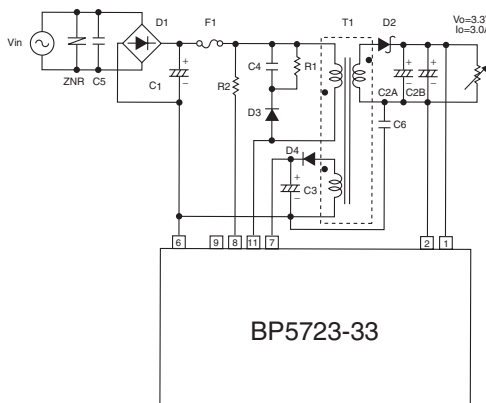
● Electrical Characteristics

Parameter	Symbol	Min.	Typ.	Max.	Unit	Conditions
Pin 11 input voltage	VD	-	-	650	V	Vin=141V Io=3A
Operating power voltage(Pin 7)	VDD	8.5	14	20	V	Vin=141V Io=1A *1
Rated output voltage	Vo	3.13	3.3	3.47	V	Vin=141V, Io=2A
Rated output current	Io	0	-	3.0	A	Refer to derating curve
Line regulation	ΔVr	-	10	200	mV	Vi=113V to 374VDC Io=2A
Load regulation	ΔVI	-	10	200	mV	Vin=141V, Io=0A to 2A
Output ripple voltage	Δγ	-	100	500	mVpp	Vin=141V, Io=2A *2
Power conversion efficiency	η	70	79	-	%	Vin=141V, Io=3A

*1: Operation start voltage becomes 16V to 18 V.

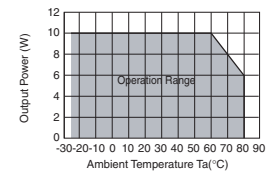
*2: Pulse noise does not include it.

● Sample Application Circuit

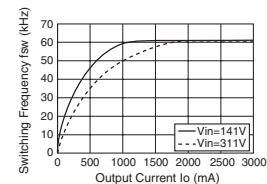


Pin No.	Name	Terminal function
1	Vo	Secondary output voltage control terminals.
2	GND	GND terminals for the Secondary side output.
6	Vin(-)	The primary side input minus terminal.
7	VDD	The power supply terminal of an inside circuit.
8	Vs	Triggering terminal.
9	NC	NC pin.
11	VD	It is the drain terminal of inclusion FET.

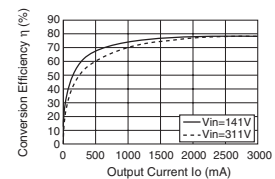
● Derating Curve



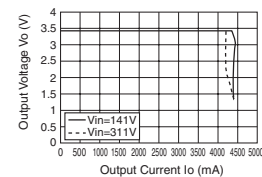
● Switching Frequency



● Conversion Efficiency



● Load Regulation



External Component Settings

C1: Input Capacitor	33μF / 450V	D1: Diode bridge	-
C2A, C2B: Output Capacitor	560μF / 10V High polymer aluminum solid condenser	D2: Shottky diode	30V / 15A
C3: Output Capacitor	10μF / 50V Low impedance type	D3: Rectification Diode	1kV / 1A
C4: Noise Removal Capacitor	4700pF / 1kV	D4: Rectification Diode	80V / 0.13A
C5: Noise Removal Capacitor	As occasion demands attach it	R1: Resistance	47kΩ±5% 3W DC300V over
C6: Noise Removal Capacitor	As occasion demands attach it	R2: Resistance	1.5MΩ±5% 0.25W 750V over
		T1: Switching transformer	Custom
		F1: Fuse	Be sure to use a fuse for the safety.
		ZNR: Varistor	Be sure to use it to protect this product from thunder surge and the static electricity.

Operation Notes

- An excessively large capacitance at C2 may cause the output to become inactive. Therefore, a capacitance between 500μF to 2200μF is recommended, with a rise time of 10us or less.
- The capacitance of C3 should be 10μF, since an excessively small value will result in malfunction. The activation time is defined as: $t(s) \approx R2^2 \cdot C3 \ln[1 - 17 / (VI - 30 \mu A \cdot R2)]$, where VI is the DC voltage after smoothing.
- The resistance of R2 should be 1.5MΩ, since an excessively small value will result in malfunction.
- Overcurrent (reset type) and overvoltage (latch type) protection circuits are built in, preventing damage from occurring due to unexpected conditions. The overvoltage protection circuit shuts down operation once V_o exceeds 20V. In order to reset the input capacitor C4 must be discharged and the power turned back on.

Power Module Usage Precautions

Safety Precautions

- 1) The products are designed and manufactured for use in ordinary electronic equipment (i.e. AV/OA/telecommunication/amusement equipment, home appliances). Please consult with the Company's (ROHM) sales staff if intended for use in devices requiring high reliability (e.g. medical/transport/aircraft/spacecraft equipment, nuclear power/fuel controllers, automotive/safety devices) and whose malfunction may result in injury or death. In this case, failsafe measures must be taken, including the following:
 - [a] Installation of protection circuits in order to improve system safety
 - [b] Incorporation of redundant circuits in the case of single-circuit failure
- 2) The products are designed for use under normal conditions. Application in special environments can cause a deterioration in product performance. Therefore, verification and confirmation of product performance, prior to use, is recommended. The following environments are considered to be 'special':
 - [a] Outdoors, exposed to direct sunlight or dust
 - [b] In contact with liquids, such as water, oils, chemicals, or organic solvents
 - [c] In areas where exposure to the sea air or corrosive gases (i.e. Cl₂, H₂S, NH₃, SO₂, NO₂) can occur
 - [d] In places where the products may be in contact with static electricity or electromagnetic waves
 - [e] In proximity to heat-producing items, plastic cords, or flammable materials
 - [f] In contact with sealing or coating products, such as resin
 - [g] In contact with unclean solder or exposed to water or water-soluble cleaning agents used after soldering
 - [h] In areas where dew condensation occurs
- 3) The products are not designed to be radiation resistant
- 4) The Company is not responsible for any problems resulting from use of the products under conditions not recommended herein.
- 5) The Company should be notified of any product safety issues. Moreover, product safety issues should be periodically monitored by the customer.

Application Notes

- 1) A sufficient margin must be allowed if changes are made to the peripheral circuit due to variations in the inherent tolerances of the external components as well as transient and static characteristics. In addition, please be aware that the Company has not conducted investigations on whether or not particular changes in the example application circuits would result in patent infringement.
- 2) The application examples, their constants, and other types of information contained herein are applicable only when the products are used in accordance with standard methods.
Therefore, if mass production is intended, sufficient consideration to external conditions must be made.

Notes Regarding Industrial Property

- 1) The specifications included herein contain information related to the Company's industrial property. Their use other than pertaining to the relevant products is forbidden. Duplication and/or disclosure to a third party without express written permission is strictly prohibited.
- 2) Product information and data, including application examples, contained in the specifications are for reference purposes only; the Company does not guarantee the industrial/intellectual property rights or any other rights of a third party. Accordingly, the Company shall not bear responsibility for:
 - [a] Infringement of the intellectual property rights of a third party
 - [b] Problems arising from the use of the products listed herein
- 3) The Company prohibits the purchaser from exercising or using the intellectual/industrial property rights or any rights belonging to or are controlled by the Company, other than the right to use, sell, or dispose of the products.

Notes

No copying or reproduction of this document, in part or in whole, is permitted without the consent of ROHM Co.,Ltd.

The content specified herein is subject to change for improvement without notice.

The content specified herein is for the purpose of introducing ROHM's products (hereinafter "Products"). If you wish to use any such Product, please be sure to refer to the specifications, which can be obtained from ROHM upon request.

Examples of application circuits, circuit constants and any other information contained herein illustrate the standard usage and operations of the Products. The peripheral conditions must be taken into account when designing circuits for mass production.

Great care was taken in ensuring the accuracy of the information specified in this document. However, should you incur any damage arising from any inaccuracy or misprint of such information, ROHM shall bear no responsibility for such damage.

The technical information specified herein is intended only to show the typical functions of and examples of application circuits for the Products. ROHM does not grant you, explicitly or implicitly, any license to use or exercise intellectual property or other rights held by ROHM and other parties. ROHM shall bear no responsibility whatsoever for any dispute arising from the use of such technical information.

The Products specified in this document are intended to be used with general-use electronic equipment or devices (such as audio visual equipment, office-automation equipment, communication devices, electronic appliances and amusement devices).

The Products specified in this document are not designed to be radiation tolerant.

While ROHM always makes efforts to enhance the quality and reliability of its Products, a Product may fail or malfunction for a variety of reasons.

Please be sure to implement in your equipment using the Products safety measures to guard against the possibility of physical injury, fire or any other damage caused in the event of the failure of any Product, such as derating, redundancy, fire control and fail-safe designs. ROHM shall bear no responsibility whatsoever for your use of any Product outside of the prescribed scope or not in accordance with the instruction manual.

The Products are not designed or manufactured to be used with any equipment, device or system which requires an extremely high level of reliability the failure or malfunction of which may result in a direct threat to human life or create a risk of human injury (such as a medical instrument, transportation equipment, aerospace machinery, nuclear-reactor controller, fuel-controller or other safety device). ROHM shall bear no responsibility in any way for use of any of the Products for the above special purposes. If a Product is intended to be used for any such special purpose, please contact a ROHM sales representative before purchasing.

If you intend to export or ship overseas any Product or technology specified herein that may be controlled under the Foreign Exchange and the Foreign Trade Law, you will be required to obtain a license or permit under the Law.



Thank you for your accessing to ROHM product informations.
More detail product informations and catalogs are available, please contact us.

ROHM Customer Support System

<http://www.rohm.com/contact/>