

## Package : TQFPXXV

< A table of contents >

1. Structure and materials .....	1/4 page
2. Tape and Reel information .....	1/4 to 3/4 page
3. Storage conditions .....	3/4 page
4. Marking lot number .....	3/4 page
5. Footprint dimensions .....	3/4 page
6. Soldering conditions .....	3/4 to 4/4 page

### 1. Structure and materials

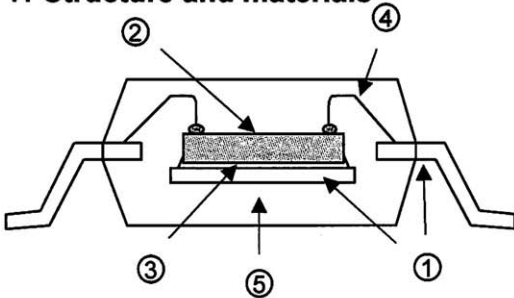


Fig. 1 Structure

No.	Item	Materials
①	Lead Frame	Cu-Alloy (External lead : Pb free solder plating)
②	Die	Silicon
③	Die Attach	Ag Paste
④	Wire	Au
⑤	Molding	Epoxy Resin

### 2. Tape and Reel information

#### 2. 1. Packing specification

Tape	Embossed carrier tape(with dry pack)
Quantity	See the table on page 4/4
Direction of feed	E2 (See Fig. 2)

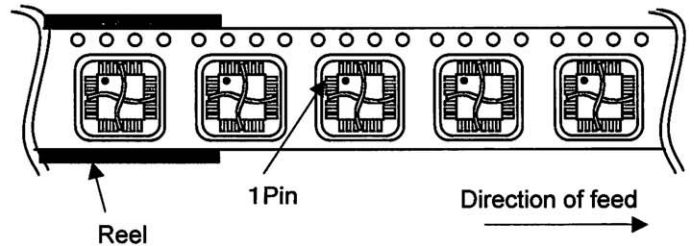


Fig. 2 Typical Tape and Reel configuration

#### 2. 2. Tape and Reel specification

##### 2. 2. 1. Tape and reel dimensions ( See the table on page 4/4 )

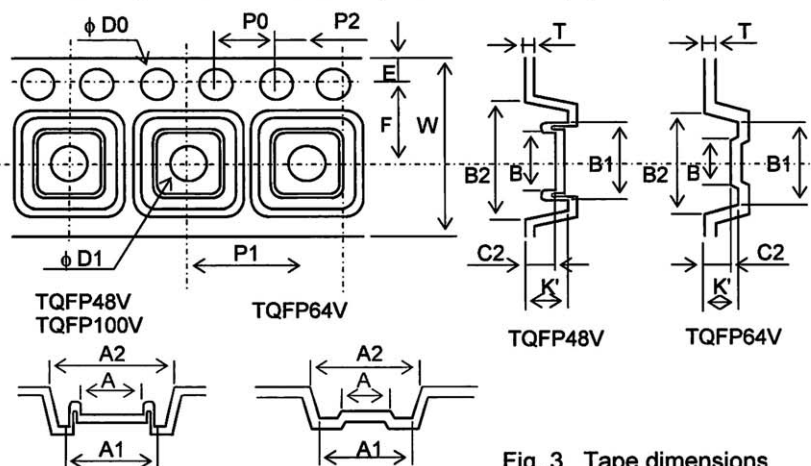


Fig. 3 Tape dimensions

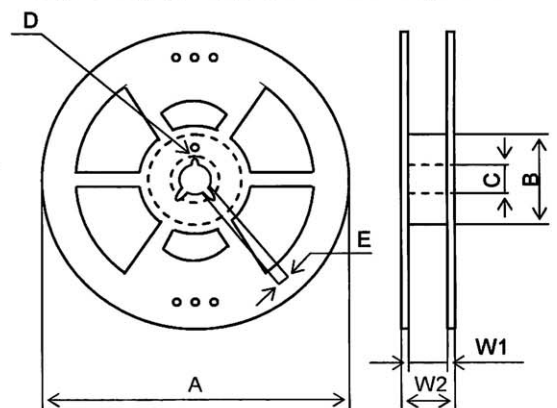


Fig. 4 Reel dimensions

2. 3. Leader and Trailer

2. 3. 1. Leader

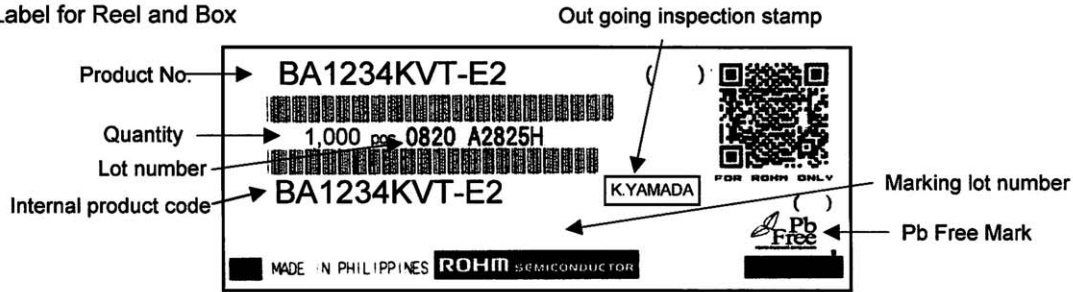
No component pockets are 40 pockets or more.

2. 3. 2. Trailer

No component pockets are 10 pockets or more.

Tape is free from reel.

2. 4. Label for Reel and Box



2. 5. Packing style

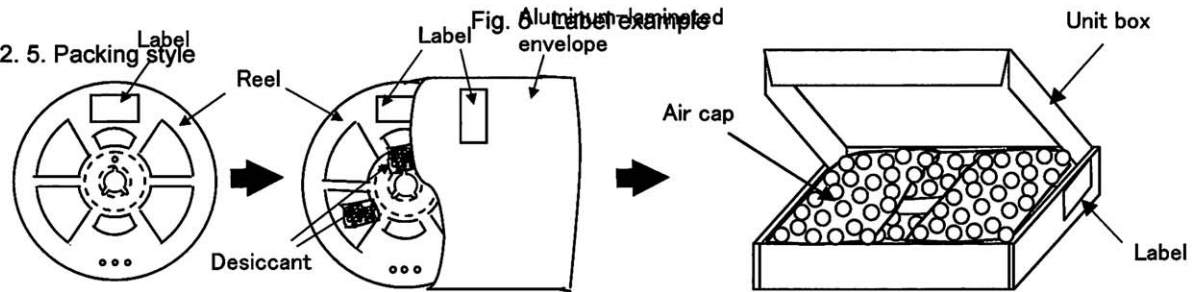
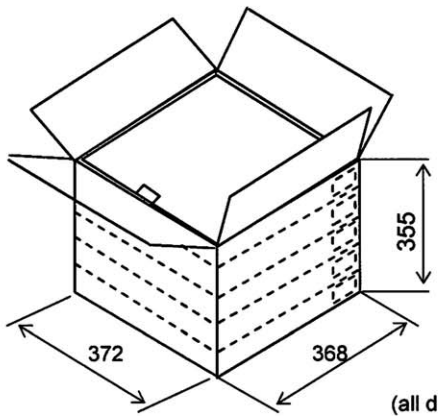


Fig. 6 Packing style

2. 6. Shipping style

5 unit boxes or less per shipping box



(all dimensions in mm)

Fig. 7 Shipping box dimensions and Shipping style

2. 7. Packing materials

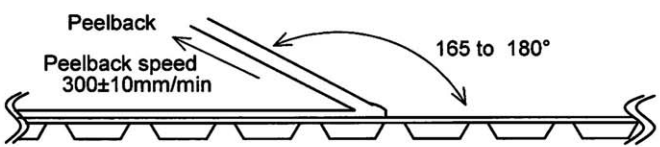
Item	Material
Embossed carrier tape	PS
Cover tape	PET + PE
Reel	PS
Desiccant	Silicagel
Envelope	Aluminume-laminated
Air cap	Polyethylene
Unit box	Cardboard
Shipping box	Cardboard

\*Please obey the indication of top side in a shipping box.

2. 8. Others

2. 8. 1. Peelback strength

Cover tape peelback strength is 0.2 to 0.7N.



2. 8. 2. Missing lcs

- (1) No consecutive dropouts.
- (2) A maximum 0.1% of specified number of products in each packing may be missing.

3. Storage conditions

3. 1. Storage environment

Recommended storage conditions are as follows :

- Temperature : 5 to 30°C
- Humidity : 40 to 70% RH

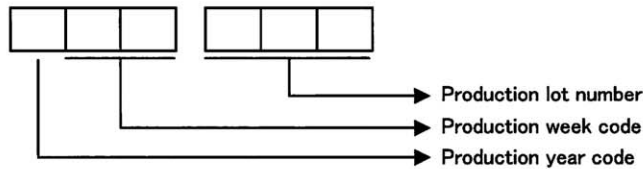
3. 2. Storage period

-Specified storage period : 1 year

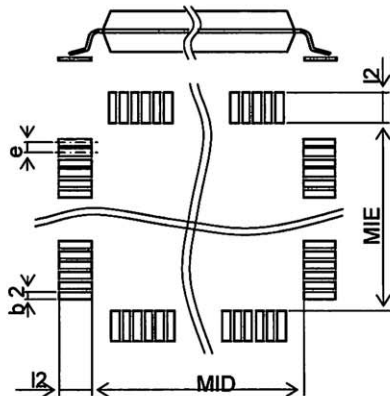
3.3. Specified storage period until soldering

After dry pack is opened , assemble package within 168hours.  
 If the storage period has expired , the products must be baked 125°C for 24hours.  
 Maximum 2times baking for keeping solderbility.  
 Execute baking by 60°C/48hours while put in the embossed tape.

4. Marking lot number



5. Footprint dimensions (Optimize footprint dimensions to the board design and soldering condition)

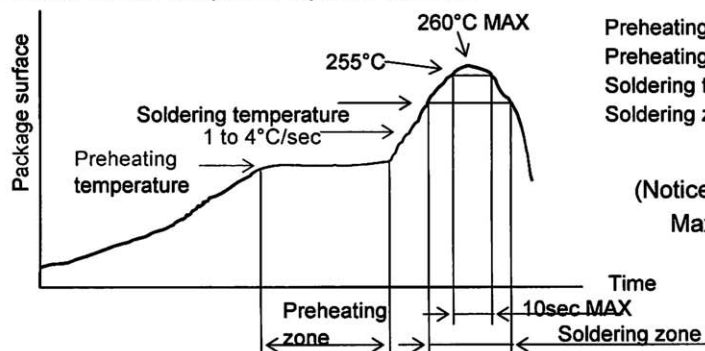


(all dimensions in mm)

Package	Land pitch e	Land space		Land length	Land width
		MID	MIE	≥ l2	b2
TQFP48V	0.50	7.20	7.20	1.20	0.25
TQFP64V	0.50	10.20	10.20	1.20	0.25
TQFP100V	0.50	14.20	14.20	1.20	0.25

6. Soldering conditions

6. 1. Recommended temperature profile for reflow



- Preheating temperature ; 130°C to 190°C
- Preheating zone ; 120sec MAX
- Soldering temperature ; 220°C to 230°C
- Soldering zone ; 60sec MAX

(Notice)  
 Maximum 2-times soldering

## 6. 2. Recommended condition for wave soldering

Process	Conditions	
	Temperature	Time
Preheating	120°C to 150°C	60sec MAX
Soldering	260°C ± 3°C	12sec MAX

(Notice) Soldering time is provided for total soldering time in case of dual wave soldering.

## 6. 2. 1. Notes for wave soldering

- (1) Do not use other soldering methods with wave soldering.
- (2) Recommend to clean the board to eliminate flux, solder waste, and other impurities for reliability, after soldering.
- (3) Optimize soldering condition to prevent solder bridging.

## 6. 3. Recommended condition for solder iron

Recommended condition for solder iron

-Solder iron temperature : 380°C or less

-Mounting time : 4sec or less

## &lt; Tape dimensions &gt;

Package	Quantity (pcs)	Tape dimensions (all dimensions in mm)										
		A	A1	A2	B	B1	B2	C2	D0	D1	E	F
TQFP48V	1500	6.95	(7.75)	9.9	6.95	(7.75)	9.9	(1.15)	φ1.5	φ1.6	1.75	7.5
TQFP64V	1000	9.0	12.5	(12.65)	9.0	12.5	(12.65)	1.2	φ1.5	φ1.5	1.75	11.5
TQFP100V	500	13.73	14.63	17.0	13.73	14.63	17.0	(1.3)	φ1.5	φ2.0	1.75	11.5
Tolerance		—	±0.1	—	—	±0.1	—	±0.1	$\begin{smallmatrix} +0.1 \\ -0 \end{smallmatrix}$	$\begin{smallmatrix} +0.1 \\ -0 \end{smallmatrix}$	±0.1	±0.1

Package	Tape dimensions (all dimensions in mm)						
	K'	P0	P1	P2	T	W	
TQFP48V	1.6	4.0	12.0	2.0	0.3	16.0	
TQFP64V	(1.7)	4.0	16.0	2.0	0.3	24.0	
TQFP100V	1.6	4.0	24.0	2.0	0.3	16.0	
Tolerance		—	±0.1	±0.1	±0.1	±0.05	±0.3

## &lt; Reel dimensions &gt;

Package	Reel dimensions (all dimensions in mm)							
	A	B	C	D	E	W1	W2	
TQFP48V	φ330	φ80	φ13.0	φ20.2	1.5	17.5	22.5	
TQFP64V	φ330	φ100	φ13.0	φ20.2	1.5	25.5	30.5	
TQFP100V	φ330	φ100	φ13.0	φ20.2	1.5	25.5	30.5	
Tolerance		-	-	±0.2	MIN	MIN	±1.0	MAX

## &lt; Dehydrated weight &gt;

Dehydrated weight dimensions in g
0.15
0.27
0.52

## Notes

No copying or reproduction of this document, in part or in whole, is permitted without the consent of ROHM Co.,Ltd.

The content specified herein is subject to change for improvement without notice.

The content specified herein is for the purpose of introducing ROHM's products (hereinafter "Products"). If you wish to use any such Product, please be sure to refer to the specifications, which can be obtained from ROHM upon request.

Examples of application circuits, circuit constants and any other information contained herein illustrate the standard usage and operations of the Products. The peripheral conditions must be taken into account when designing circuits for mass production.

Great care was taken in ensuring the accuracy of the information specified in this document. However, should you incur any damage arising from any inaccuracy or misprint of such information, ROHM shall bear no responsibility for such damage.

The technical information specified herein is intended only to show the typical functions of and examples of application circuits for the Products. ROHM does not grant you, explicitly or implicitly, any license to use or exercise intellectual property or other rights held by ROHM and other parties. ROHM shall bear no responsibility whatsoever for any dispute arising from the use of such technical information.

The Products specified in this document are intended to be used with general-use electronic equipment or devices (such as audio visual equipment, office-automation equipment, communication devices, electronic appliances and amusement devices).

The Products specified in this document are not designed to be radiation tolerant.

While ROHM always makes efforts to enhance the quality and reliability of its Products, a Product may fail or malfunction for a variety of reasons.

Please be sure to implement in your equipment using the Products safety measures to guard against the possibility of physical injury, fire or any other damage caused in the event of the failure of any Product, such as derating, redundancy, fire control and fail-safe designs. ROHM shall bear no responsibility whatsoever for your use of any Product outside of the prescribed scope or not in accordance with the instruction manual.

The Products are not designed or manufactured to be used with any equipment, device or system which requires an extremely high level of reliability the failure or malfunction of which may result in a direct threat to human life or create a risk of human injury (such as a medical instrument, transportation equipment, aerospace machinery, nuclear-reactor controller, fuel-controller or other safety device). ROHM shall bear no responsibility in any way for use of any of the Products for the above special purposes. If a Product is intended to be used for any such special purpose, please contact a ROHM sales representative before purchasing.

If you intend to export or ship overseas any Product or technology specified herein that may be controlled under the Foreign Exchange and the Foreign Trade Law, you will be required to obtain a license or permit under the Law.



Thank you for your accessing to ROHM product informations.  
More detail product informations and catalogs are available, please contact us.

## ROHM Customer Support System

<http://www.rohm.com/contact/>