

(Tape dimensions)

A1	B1	C	C1	D0	D1	E	F	K'	P0	P1	P2	T	W
2.70 ±0.1	1.30 ±0.1	(0.6)	(0.25)	Φ1.5 +0.1 -0	Φ0.8 ±0.1	1.75 ±0.1	4.0 ±0.1	0.85 ±0.1	4.0 ±0.1	4.0 ±0.1	2.0 ±0.1	0.3 ±0.05	8.0 ±0.3

(Reel dimensions)

A	B	C	D	E	W1	W2
Φ180	50 MIN	13.0 ±0.2	20.2 MIN	1.5 MIN	9.4 ±1.0	13.4 ±1.0

2. 3. Leader and Trailer

2. 3. 1. Leader

No component pockets are 40 pockets or more.

2. 3. 2. Trailer

No component pockets are 10 pockets or more.

Tape is free from reel.

2. 4. Label for Reel and Box




Fig. 5 Label example

2. 5. Packing style

4 reels or less per inner box.

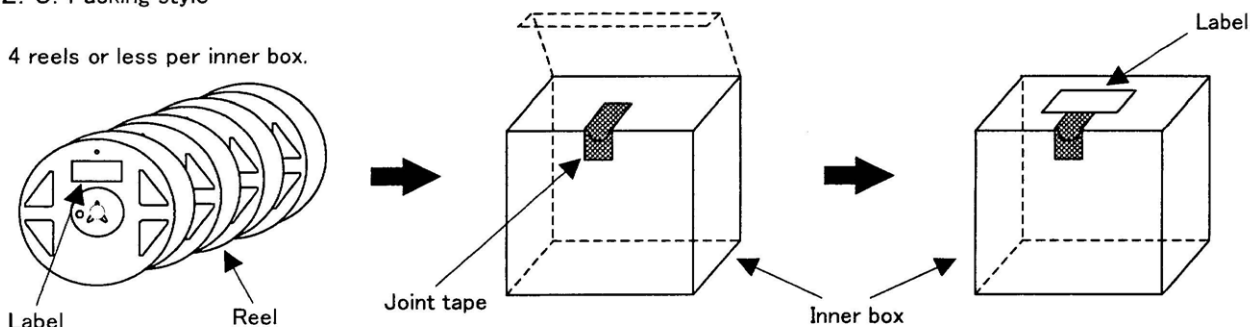


Fig. 6 Packing style

2. 6. Shipping style

4 unit boxes or less per shipping box.

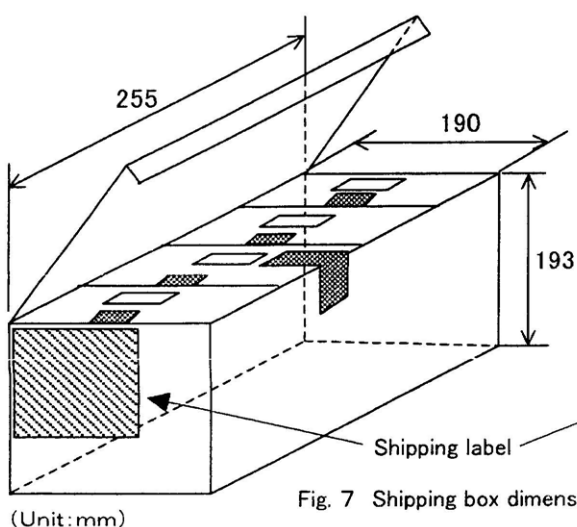


Fig. 7 Shipping box dimensions and shipping style

2. 7. Packing materials

Item	Material
Embossed carrier tape	PS
Cover tape	PET + PE
Reel	PS
Unit box	Cardboard
Shipping box	Cardboard

2. 8. Others

2. 8. 1. Peelback strength

Cover tape peelback strength is 0.2~0.7N.

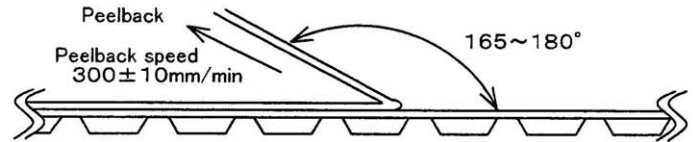


Fig. 8 Test method

2. 8. 2. Dropouts

- (1) No consecutive dropouts.
- (2) A maximum 0.1% of specified number of products in each packing may be missing.

3. Storage conditions

3. 1. Storage environment

Recommended storage conditions are as follows :

- Temperature : 5~30°C
- Humidity : 40~70% RH

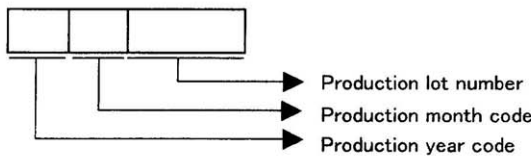
3. 2. Storage period

-Specified storage period : 1 year

3. 3. Specified storage period until soldering

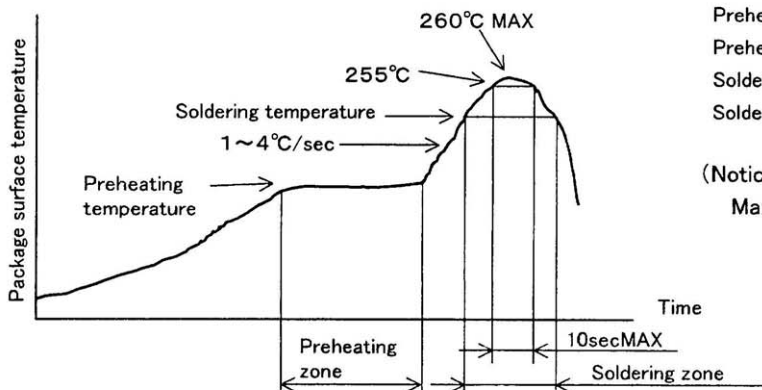
This package does not require additional drying treatment as long as the moisture condition at the mounting process is within our recommended mounting condition.

4. Marking lot number



5. Soldering conditions

5. 1. Recommended temperature profile for reflow



- Preheating temperature ; 130°C~190°C
- Preheating zone ; 120sec MAX
- Soldering temperature ; 220°C~230°C
- Soldering zone ; 60sec MAX

(Notice)
Maximum 2-times soldering

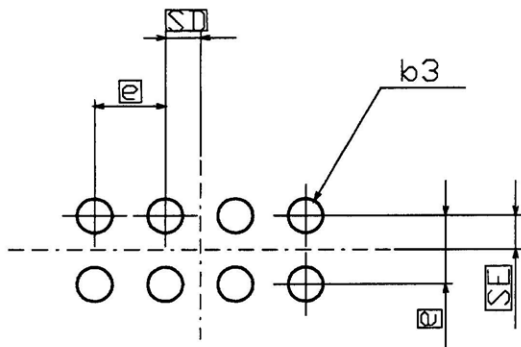
5. 2. About mounting with Sn-Pb solder paste.

Mounting with Sn-Pb solder paste is not recommended because it has a possibility of reducing reliability to connect with Sn-3.0Ag-0.5Cu solder balls.

5. 3. The wave soldering method is not supported.

5. 4. Partial heat supply method (by soldering iron) is not supported.

6. Footprint dimensions (Optimize footprint dimensions to the board design and soldering condition)



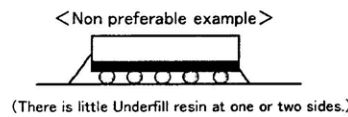

Symbol	Reference Value
e	0.50
b3	0.25
SD	0.25
SE	0.25

(Unit: mm)

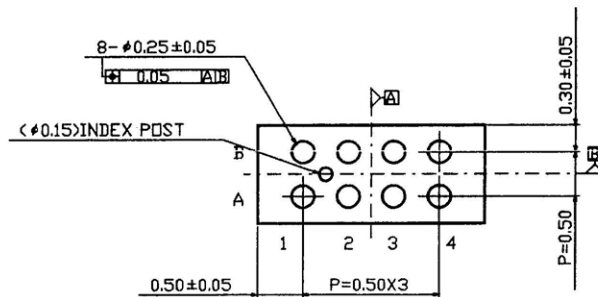
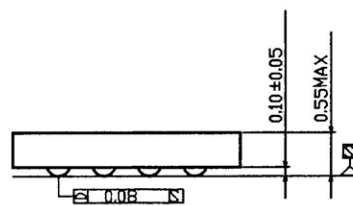
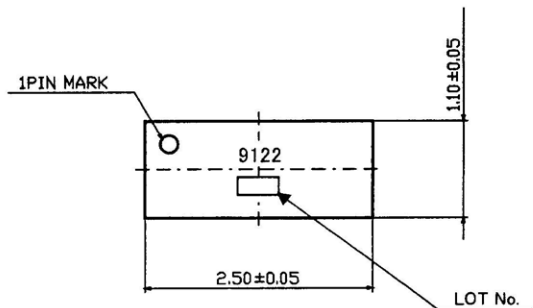
7. Regarding the underfill material

There are some cases that the underfill material is applied as purpose to reinforce the soldered junction of the package. Since the mount reliability depends on the resin material or coating condition , it may deteriorate on the contrary. Therefore , it is necessary to evaluate it sufficiently for its application.

In term of the coating condition , it is preferable that there is an enough material beyond the each four sides of a package.



8. External dimentions



(Unit: mm)

Notes

No copying or reproduction of this document, in part or in whole, is permitted without the consent of ROHM Co.,Ltd.

The content specified herein is subject to change for improvement without notice.

The content specified herein is for the purpose of introducing ROHM's products (hereinafter "Products"). If you wish to use any such Product, please be sure to refer to the specifications, which can be obtained from ROHM upon request.

Examples of application circuits, circuit constants and any other information contained herein illustrate the standard usage and operations of the Products. The peripheral conditions must be taken into account when designing circuits for mass production.

Great care was taken in ensuring the accuracy of the information specified in this document. However, should you incur any damage arising from any inaccuracy or misprint of such information, ROHM shall bear no responsibility for such damage.

The technical information specified herein is intended only to show the typical functions of and examples of application circuits for the Products. ROHM does not grant you, explicitly or implicitly, any license to use or exercise intellectual property or other rights held by ROHM and other parties. ROHM shall bear no responsibility whatsoever for any dispute arising from the use of such technical information.

The Products specified in this document are intended to be used with general-use electronic equipment or devices (such as audio visual equipment, office-automation equipment, communication devices, electronic appliances and amusement devices).

The Products specified in this document are not designed to be radiation tolerant.

While ROHM always makes efforts to enhance the quality and reliability of its Products, a Product may fail or malfunction for a variety of reasons.

Please be sure to implement in your equipment using the Products safety measures to guard against the possibility of physical injury, fire or any other damage caused in the event of the failure of any Product, such as derating, redundancy, fire control and fail-safe designs. ROHM shall bear no responsibility whatsoever for your use of any Product outside of the prescribed scope or not in accordance with the instruction manual.

The Products are not designed or manufactured to be used with any equipment, device or system which requires an extremely high level of reliability the failure or malfunction of which may result in a direct threat to human life or create a risk of human injury (such as a medical instrument, transportation equipment, aerospace machinery, nuclear-reactor controller, fuel-controller or other safety device). ROHM shall bear no responsibility in any way for use of any of the Products for the above special purposes. If a Product is intended to be used for any such special purpose, please contact a ROHM sales representative before purchasing.

If you intend to export or ship overseas any Product or technology specified herein that may be controlled under the Foreign Exchange and the Foreign Trade Law, you will be required to obtain a license or permit under the Law.



Thank you for your accessing to ROHM product informations.
More detail product informations and catalogs are available, please contact us.

ROHM Customer Support System

<http://www.rohm.com/contact/>