



FY2012 First-Half Presentation

Note: The following is an English translation of the original Japanese version, prepared for the convenience of non-Japanese speakers concerned. In case of any discrepancy between this translation and the Japanese original, the latter shall prevail.

(¥ million)

	1H	Initial Forecast	Y.O.Y
Sales	164,730	+1,730	-16,625
	Initial Forecast : 163,000	(+1.1%)	(-9.2%)
Operating Income	9,937	-2,063	-13,429
	Initial Forecast : 12,000	(-17.2%)	(-57.5%)
Net Income	-2,158	-8,158	-12,020
	Initial Forecast : 6,000	-	-
EBITDA	26,948	-3,852	-14,980
	Initial Forecast : 30,800	(-12.5%)	(-35.7%)

FY2012 1H

(¥:million)

	Japan	Overseas			Total	
		Total	Asia	Americas		Europe
ICs	-10.5%	-18.0%	-16.4%	-28.5%	-31.1%	-15.1%
Discrete Semiconductor Devices	+1.6%	-10.4%	-9.4%	-27.6%	-5.5%	-6.6%
Others	+49.2%	-6.1%	-3.4%	-34.9%	-6.8%	+6.6%
Total	-1.1%	-13.4%	-11.8%	-29.3%	-14.0%	-9.2%

FY2012 1H

(¥: million)

	Japan	Overseas			Total	
		Total	Asia	Americas		Europe
ICs	+16.8%	-5.6%	-6.5%	+3.7%	-2.2%	+2.5%
Discrete Semiconductor Devices	+4.4%	-1.6%	-1.2%	-10.3%	+1.0%	+0.4%
Others	+10.8%	-6.8%	-6.6%	-2.0%	-11.3%	-1.8%
Total	+11.8%	-4.4%	-4.6%	-1.5%	-4.2%	+1.1%

(¥ million)

	FY12【Est.】	VS. Initial Forecast	Y.O.Y
Sales	308,000	-37,000	-33,885
	Initial Forecast : 345,000	(-10.7%)	(-9.9%)
Operating Income	-3,000	-36,000	-35,736
	Initial Forecast : 33,000	-	-
Net Income	-18,000	-39,000	-27,632
	Initial Forecast : 21,000	-	-
EBITDA	35,000	-41,000	-34,953
	Initial Forecast : 76,000	(-53.9%)	(-50.0%)

FY2012

(¥:million)

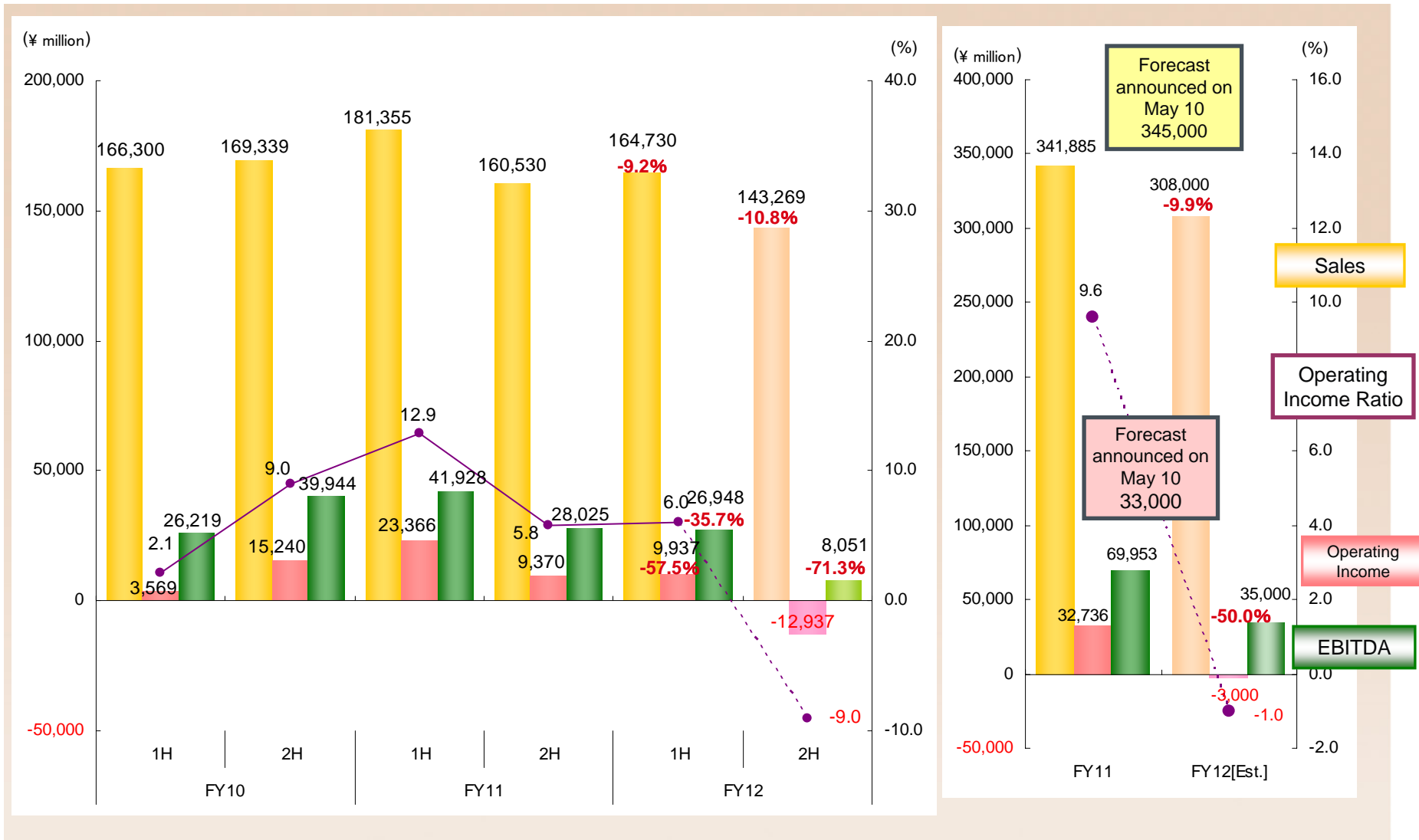
	Japan	Overseas			Total	
		Total	Asia	Americas		Europe
ICs	-12.9%	-13.9%	-12.9%	-17.2%	-31.0%	-13.5%
Discrete Semiconductor Devices	-9.2%	-11.4%	-10.5%	-24.7%	-11.2%	-10.7%
Others	+25.6%	-3.9%	-2.8%	-13.9%	-6.7%	+4.1%
Total	-7.4%	-11.3%	-10.4%	-18.9%	-15.7%	-9.9%

FY2012 【Estimate】

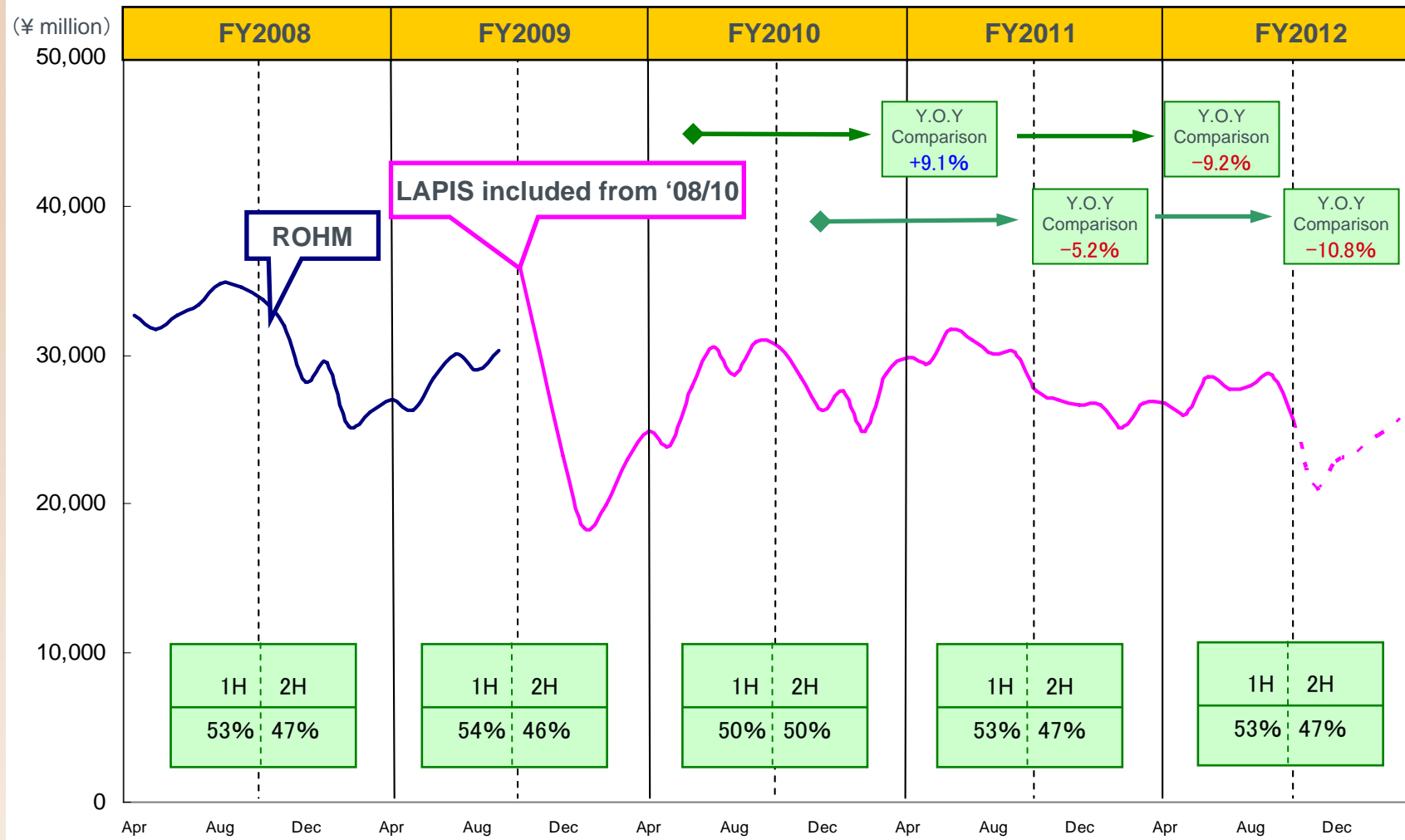
(¥:million)

	Japan	Overseas			Total	
		Total	Asia	Americas		Europe
ICs	-3.8%	-14.9%	-15.8%	-3.6%	-14.9%	-10.7%
Discrete Semiconductor Devices	-10.6%	-11.1%	-10.4%	-20.3%	-13.2%	-11.0%
Others	-10.0%	-10.4%	-9.7%	-13.3%	-14.4%	-10.3%
Total	-6.9%	-12.8%	-12.9%	-10.4%	-14.0%	-10.7%

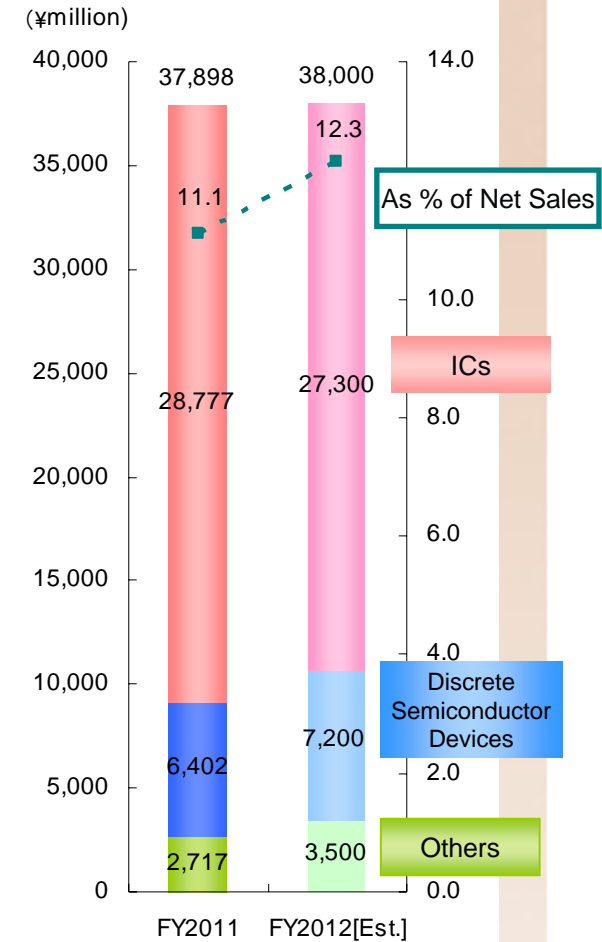
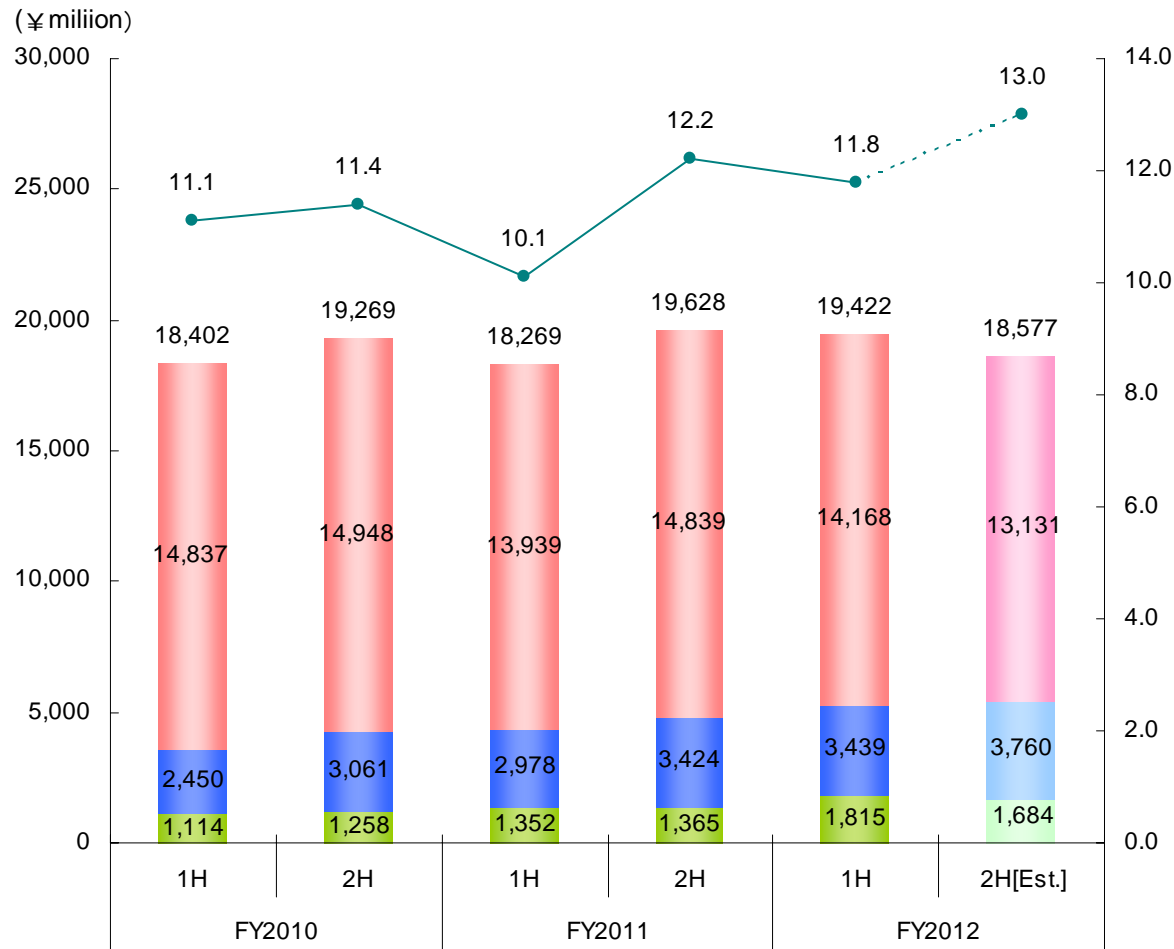
Trend of Sales and Profits



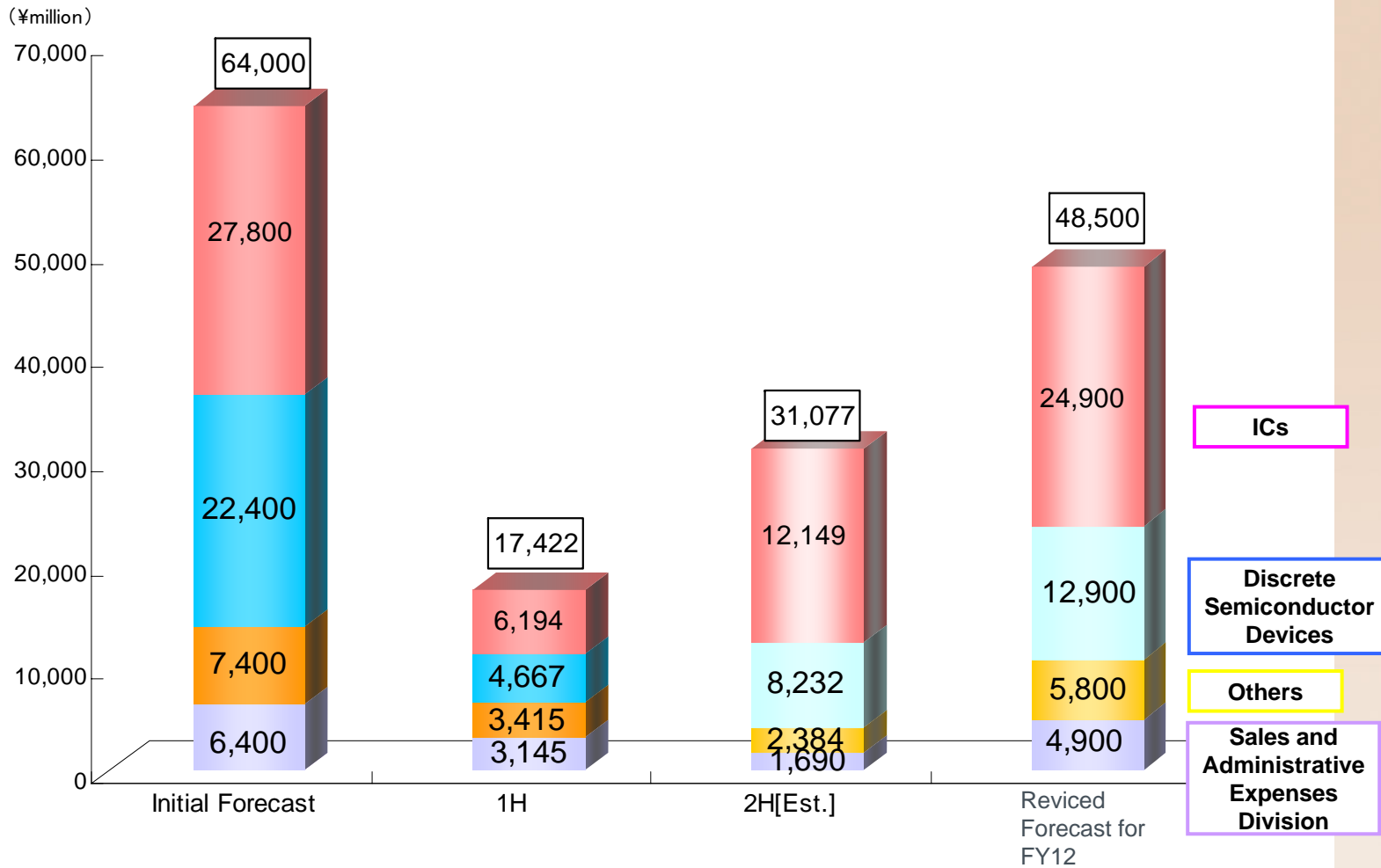
Sales Trend



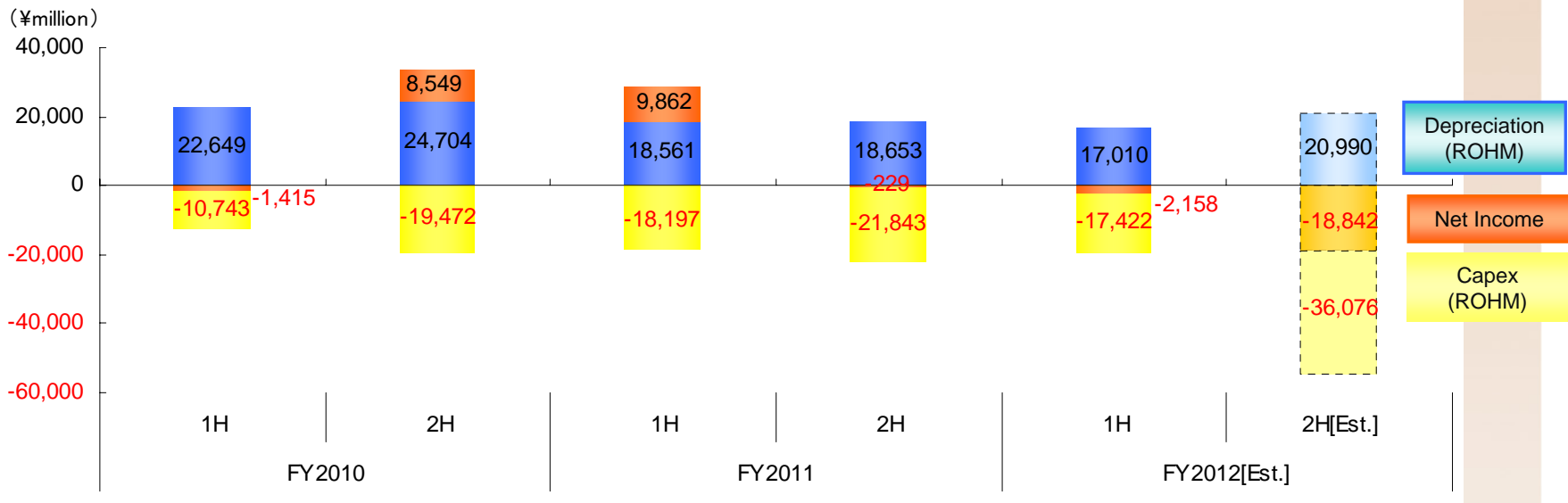
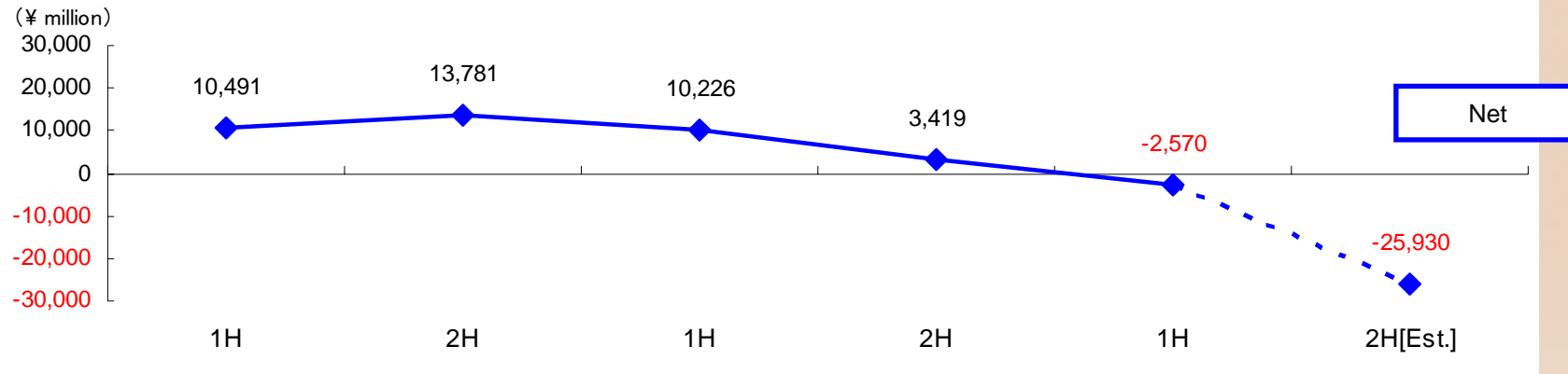
R & D Expenses



Capital Expenditure



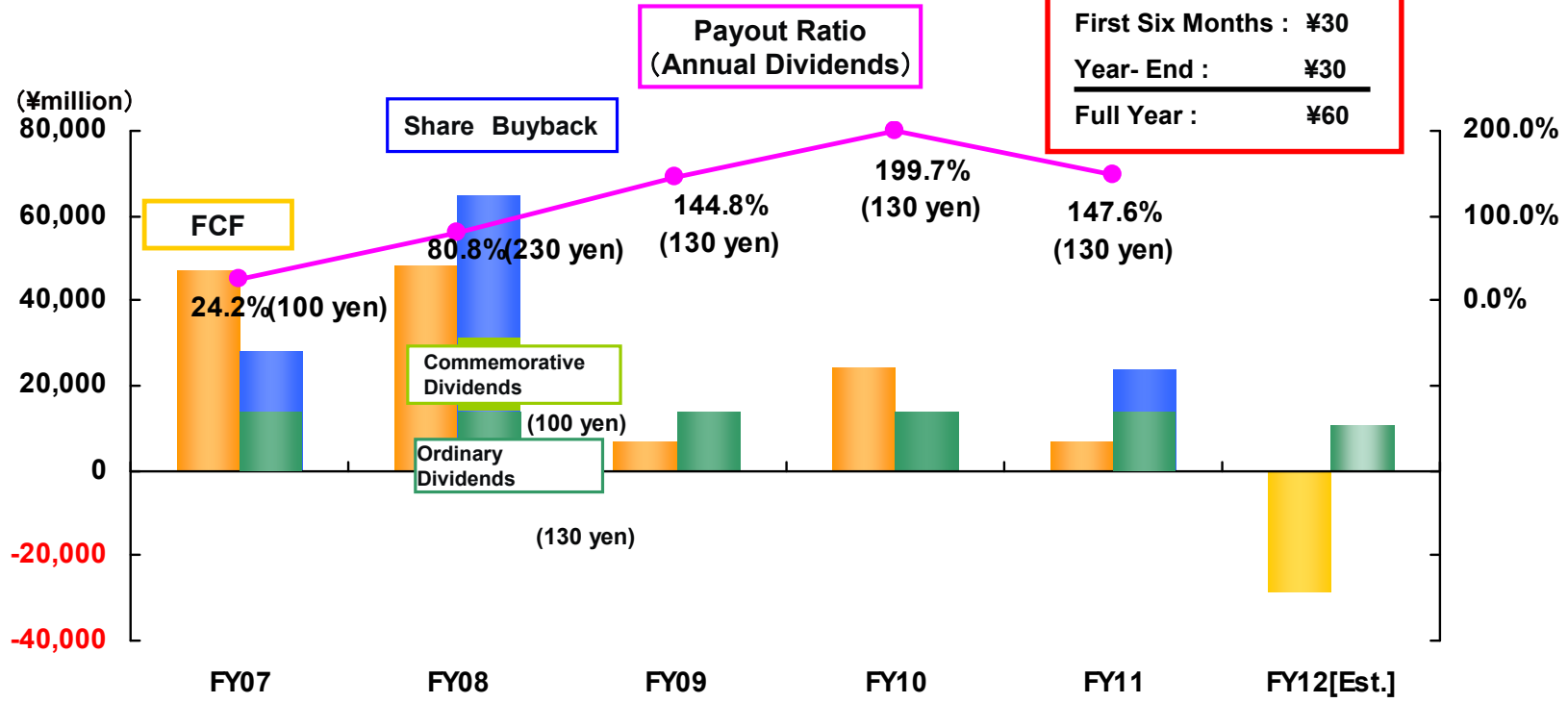
Net Income, Depreciation, and Capex



Return to shareholders in FY12

1. ROHM will make utmost effort to improve business performance in a long term by investment such as capex and M&A.
2. The year-end dividend in FY12 will be 60 yen, in consideration of business performance and cash flow.

< FY12 Dividends Plan >
 First Six Months : ¥30
 Year- End : ¥30
 Full Year : ¥60



(¥ million)

	End of FY12 1H	End of FY11	Increase/ Decrease
Current Assets	409,891	436,247	-26,356
Cash and time deposits	205,442	230,286	-24,844
Notes and accounts receivable trade	76,925	73,297	3,628
Securities	21,464	28,094	-6,630
Inventories	81,273	83,953	-2,680
Prepaid pension cost	2,258	2,263	-5
Deferred tax assets	6,764	8,475	-1,711
Refundable income taxes	2,428	397	2,031
Others	13,619	9,765	3,854
Allowance for doubtful accounts	-284	-286	2

Balance Sheet (Assets)

(¥ million)

	End of FY12 1H	End of FY11	Increase/ Decrease
Fixed Assets	300,965	323,741	-22,776
Property, Plant and Equipment	244,562	252,216	-7,654
Buildings and Structures	209,453	211,806	-2,353
Machinery, Equipment and vehicles	465,027	476,651	-11,624
Tools and Furniture	41,639	42,672	-1,033
Land	85,088	85,903	-815
Construction in Progress	15,748	15,026	722
Accumulated Depreciation	-572,395	-579,844	7,449
Intangible Fixed Assets	14,417	28,225	-13,808
Investments and Other Assets	41,985	43,299	-1,314
Investment Securities	37,164	37,159	5
Deferred Tax Assets	1,083	1,597	-514
Others	4,277	5,088	-811
Total Investments and Other Assets	-540	-545	5
Total Assets	710,857	759,988	-49,131

(¥ million)

	End of FY12 1H	End of FY11	Increase/ Decrease
< Liabilities >			
Current Liabilities	57,334	64,333	-6,999
Notes and Accounts Payable - Trade	22,567	21,904	663
Other Accounts Payable	16,439	22,486	-6,047
Accrued Income Taxes	2,029	3,180	-1,151
Deferred Tax Liabilities	693	1,053	-360
Others	15,604	15,708	-104
Long-Term Liabilities	18,511	26,876	-8,365
Deferred Tax Liabilities	8,833	16,554	-7,721
Liability for Retirement Benefits	8,043	8,344	-301
Others	1,634	1,976	-342
Total Liabilities	75,846	91,209	-15,363

(¥ million)

	End of FY12 1H	End of FY11	Increase/ Decrease
< Net assets >			
Shareholders' equity	746,472	755,641	-9,169
Common Stock	86,969	86,969	0
Capital Surplus	102,403	102,403	0
Retained Earnings	607,182	633,388	-26,206
Treasury Stock-at Cost	-50,082	-67,120	17,038
Unrealized or translated gain/loss	-113,393	-88,810	-24,583
Net Unrealized Gain on Available- for-Sale Securities	1,877	5,859	-3,982
Foreign Currency Translation Adjustments	-115,270	-94,669	-20,601
Minority Interests	1,931	1,947	-16
Total Shareholders' Equity	635,011	668,778	-33,767
Total Liabilities, Minority Interests and Shareholders' Equity	710,857	759,988	-49,131

(¥ million)

	FY12 1H	FY11 1H	Increase/ Decrease	(% change)
Net sales	164,730	181,355	-16,625	-9.2%
Cost of sales	109,931	113,942	-4,011	-3.5%
Gross profit (Gross profit ratio)	54,799 (33.3%)	67,412 (37.2%)	-12,613 (-3.9%)	-18.7%
Selling, general, and administrative expenses	44,861	44,046	815	+1.9%
Operating income (Operating income ratio)	9,937 (6.0%)	23,366 (12.9%)	-13,429 (-6.9%)	-57.5%
Non operating income	1,196	944	252	+26.7%
Non operating expenses	4,488	6,863	-2,375	-34.6%
Ordinary Income (ordinary income ratio)	6,645 (4.0%)	17,447 (9.6%)	-10,802 (-5.6%)	-61.9%

(¥ million)

	FY12 1H	FY11 1H	Increase/ Decrease	(% change)
Extra ordinary gains	862	20	842	+4210.0%
Extra ordinary losses	9,791	666	9,125	+1370.1%
Income before income taxes and minority interests (-losses)	-2,283	16,801	-19,084	—
Income taxes-current	3,011	4,826	-1,815	-37.6%
Income taxes-deferred	-3,138	2,166	-5,304	—
Minority interests(-loss)	2	-54	56	-103.7%
Net income (-losses)	-2,158	9,862	-12,020	—
(Net income ratio)	(-1.3%)	(5.4%)		



Confidential © 2011 ROHM Co.,Ltd. All Rights Reserved

ROHM Co.,Ltd.