



Innovations Embedded

IC *Motor Drivers*

Stepper Motor Driver Series



- Office Machines
- Sewing Machines
- Security Cameras
- Robotics
- Factory Automation

Stepper Motor Drivers from ROHM Semiconductor

ROHM Stepper Motor Drivers (SMDs) offer designers a selection of products with the performance features required for printers and copiers, scanners, security cameras, robotics, sewing machines, factory automation and other applications requiring precision motor control.

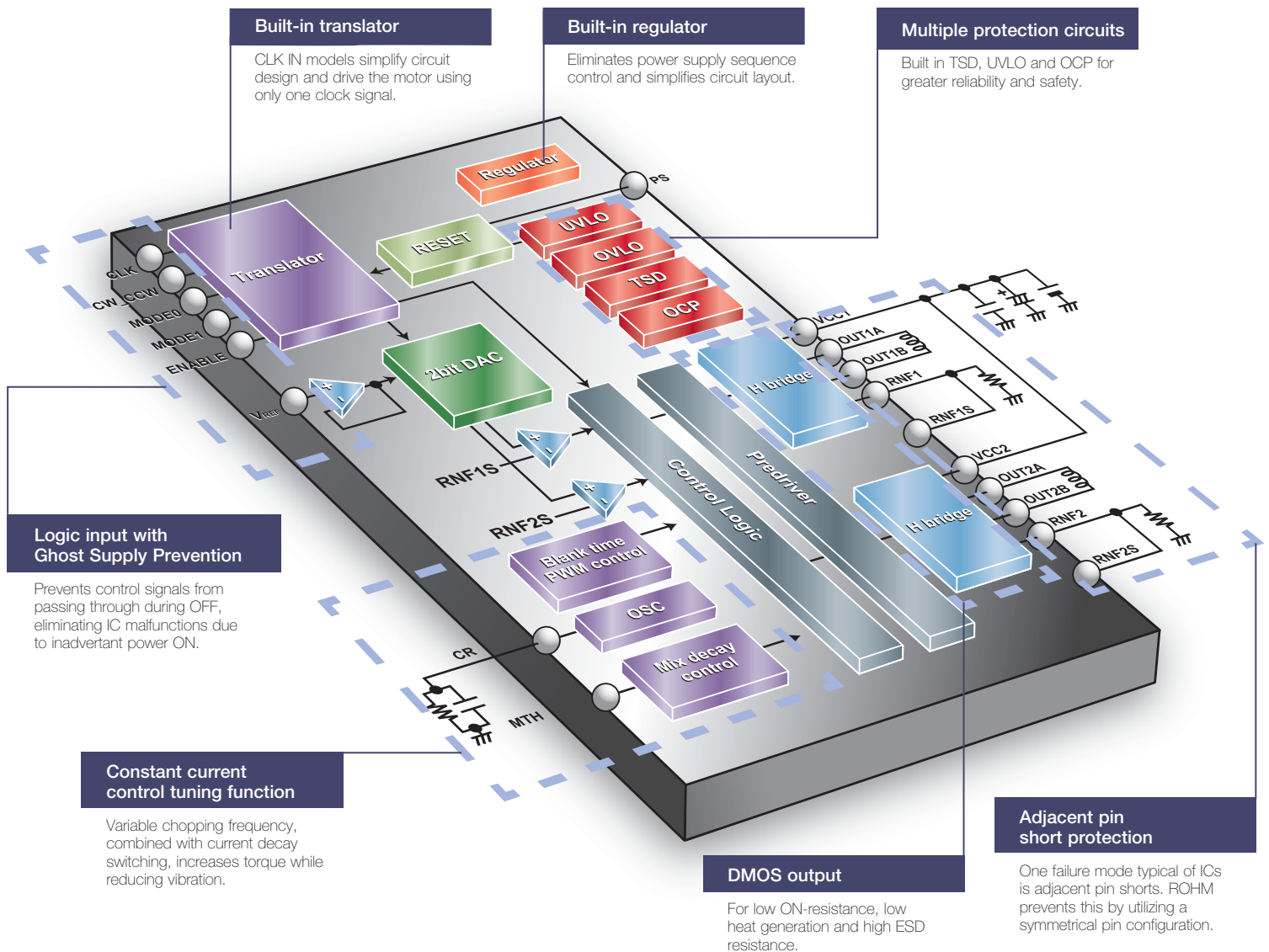
Five product series are offered providing the ability to optimize the combination

of function, performance, power and package size.

Reliable operation is the hallmark of ROHM Stepper Motor Drivers. A built-in voltage regulator in most models eliminates the need for control sequencing during power ON/OFF to prevent circuit malfunctions. ROHM SMDs also incorporate voltage, current and thermal protection circuits not

typically found in this class of device. Plus, ROHM's exclusive Ghost Supply Prevention function prevents aberrant operation in OFF mode.

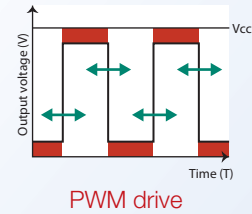
Finally, ROHM's fabrication process yields products that exhibit exceptional ESD withstand, low ON resistance and low heat generation. The small package sizes are further enhanced by the reduction in external components.



Important Performance Benefits of ROHM SMDs

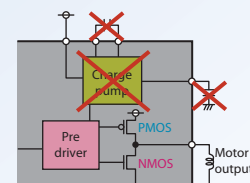
- PWM constant current drive significantly increases efficiency

ROHM's stepping motor drivers utilize PWM constant current drive for increased efficiency and eliminate the need for additional circuitry (i.e. snubber circuit), resulting in lower power consumption.



- No charge pump required, eliminating the need for external capacitors

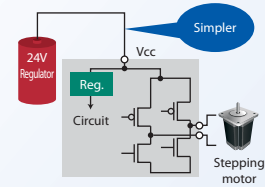
With no charge pump, there is no need for external capacitors, contributing to greater miniaturization while eliminating capacitor shorts, resulting in greater reliability.



No external components

- Only one power supply needed due to built-in regulator


All ROHM stepper motor drivers (except the low voltage line) feature an integrated voltage regulator that eliminates the need for an additional power supply, simplifying design.



Single power supply compatibility

- High ESD resistance (HBM)


An electrostatic discharge resistance of 8kV has been achieved through optimization of processes and circuitry, ensuring high reliability in all environments.



8kV ESD resistance

- Thin, high power package

ROHM's stepping motor drivers employ a thin package with a bottom side metal heat sink, significantly increasing allowable loss while simplifying thermal design.



Excellent heat dissipation

Stepper Motor Drivers Product Lineup

High Performance - High Reliability 36V Stepping Motor Driver Series

BD63877EFV	CLK IN	I _{max.} 2.0A	1/4STEP	Constant Current PWM	FW/RW Switching	DECAY SW	Thin PKG	SMALL SIZE POWER PKG	FUNCTION COMPATIBLE	EPIN COMPATIBLE	ONE POWER	T.S.D.	O.C.P.	UV LO	OVLO	8kV	Short Protection	Protection
BD63875EFV	CLK IN	I _{max.} 1.5A	1/4STEP	Constant Current PWM	FW/RW Switching	DECAY SW	Thin PKG	SMALL SIZE POWER PKG	FUNCTION COMPATIBLE	EPIN COMPATIBLE	ONE POWER	T.S.D.	O.C.P.	UV LO	OVLO	8kV	Short Protection	Protection
BD63873EFV	CLK IN	I _{max.} 1.0A	1/4STEP	Constant Current PWM	FW/RW Switching	DECAY SW	Thin PKG	SMALL SIZE POWER PKG	FUNCTION COMPATIBLE	EPIN COMPATIBLE	ONE POWER	T.S.D.	O.C.P.	UV LO	OVLO	8kV	Short Protection	Protection
BD63876EFV	PARA IN	I _{max.} 2.0A	1/4STEP	Constant Current PWM		DECAY SW	Thin PKG	SMALL SIZE POWER PKG	FUNCTION COMPATIBLE	EPIN COMPATIBLE	ONE POWER	T.S.D.	O.C.P.	UV LO	OVLO	8kV	Short Protection	Protection
BD63874EFV	PARA IN	I _{max.} 1.5A	1/4STEP	Constant Current PWM		DECAY SW	Thin PKG	SMALL SIZE POWER PKG	FUNCTION COMPATIBLE	EPIN COMPATIBLE	ONE POWER	T.S.D.	O.C.P.	UV LO	OVLO	8kV	Short Protection	Protection
BD63872EFV	PARA IN	I _{max.} 1.0A	1/4STEP	Constant Current PWM		DECAY SW	Thin PKG	SMALL SIZE POWER PKG	FUNCTION COMPATIBLE	EPIN COMPATIBLE	ONE POWER	T.S.D.	O.C.P.	UV LO	OVLO	8kV	Short Protection	Protection

Standard 36V Stepping Motor Driver Series

BD6290EFV	PARA IN	I _{max.} 0.8A	1/4STEP	Constant Current PWM			Thin PKG	SMALL SIZE POWER PKG	FUNCTION COMPATIBLE		ONE POWER	T.S.D.	O.C.P.	UV LO	OVLO	4kV		
BD63801EFV	CLK IN	I _{max.} 0.8A	1/2STEP	Constant Current PWM	FW/RW Switching		Thin PKG	SMALL SIZE POWER PKG	FUNCTION COMPATIBLE	EPIN COMPATIBLE	ONE POWER	T.S.D.	O.C.P.	UV LO	OVLO	4kV		

Microstep 36V Stepping Motor Driver Series

BD63847EFV	CLK IN	I _{max.} 2.0A	1/16STEP	Constant Current PWM	FW/RW Switching	DECAY SW	Thin PKG	SMALL SIZE POWER PKG	FUNCTION COMPATIBLE	EPIN COMPATIBLE	ONE POWER	T.S.D.	O.C.P.	UV LO	OVLO	8kV	Short Protection	Protection
BD63843EFV	CLK IN	I _{max.} 1.0A	1/16STEP	Constant Current PWM	FW/RW Switching	DECAY SW	Thin PKG	SMALL SIZE POWER PKG	FUNCTION COMPATIBLE	EPIN COMPATIBLE	ONE POWER	T.S.D.	O.C.P.	UV LO	OVLO	8kV	Short Protection	Protection
BD63860EFV	CLK IN	I _{max.} 2.5A	1/16STEP	Constant Current PWM	FW/RW Switching	DECAY SW	Thin PKG	SMALL SIZE POWER PKG			ONE POWER	T.S.D.	O.C.P.	UV LO	OVLO	4kV		

Low Voltage Stepping Motor Driver Series

BD6381EFV	PARA IN	I _{max.} 1.2A	1/2STEP	Constant Current PWM			Thin PKG	SMALL SIZE POWER PKG	FUNCTION COMPATIBLE	EPIN COMPATIBLE		T.S.D.	O.C.P.	UV LO		4kV	Short Protection	STANDBY 0μA
BD6380EFV	PARA IN	I _{max.} 0.8A	1/2STEP	Constant Current PWM			Thin PKG	SMALL SIZE POWER PKG	FUNCTION COMPATIBLE	EPIN COMPATIBLE		T.S.D.	O.C.P.	UV LO		4kV	Short Protection	STANDBY 0μA

High Voltage Stepping Motor Driver Series

BD6425EFV	CLK IN	I _{max.} 1.5A	1/4STEP	Constant Current PWM	FW/RW Switching	DECAY SW	Thin PKG	SMALL SIZE POWER PKG			ONE POWER	T.S.D.	O.C.P.	UV LO		8kV	Short Protection	
BD6423EFV	CLK IN	I _{max.} 1.5A	1/4STEP	Constant Current PWM	FW/RW Switching	DECAY SW	Thin PKG	SMALL SIZE POWER PKG			ONE POWER	T.S.D.	O.C.P.	UV LO		8kV	Short Protection	

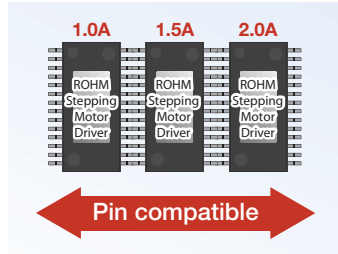
Key

	Small power package	Built-in thermal shutdown circuit	Function compatible
Max. output current	Package type	Built-in overcurrent protection circuit	Pin compatible
Clock IN/Parallel IN type control signal input	Inverse mounting protection	Built-in undervoltage lock out circuit	Capable of switching between forward and reverse during CLK-IN
Excitation mode (No. of steps)	Standby current 0μA	Built-in overvoltage lock out circuit	SLOW/FAST/MIX DECAY Switching function
ESD resistance	Constant current PWM	One power supply system due to built-in regulator	Adjacent pin short protection

High Performance - High Reliability - 36V Series

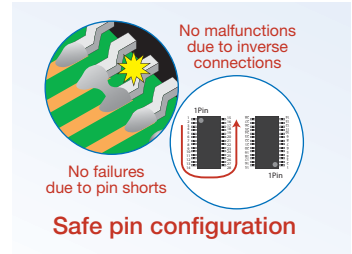
- Pin compatibility simplifies replacement

ROHM offers 3 motor drivers (I_{omax}= 1.0A, 1.5A, 2.0A) that are pin-compatible, allowing different motors to be used without changing the board pattern, reducing both development time and costs.



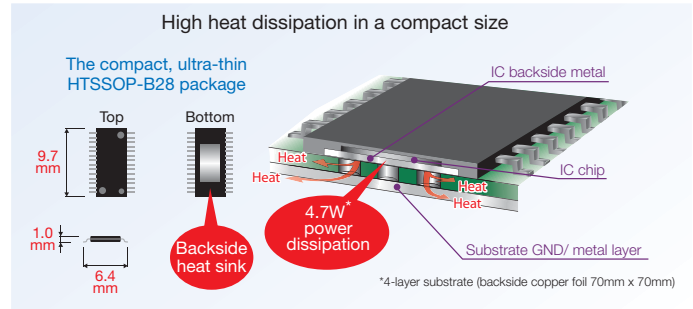
- No failures due to adjacent pin shorts or inverse insertion

The carefully designed terminal configuration prevents failures due to reverse orientation or adjacent pin shorts caused by incorrect mounting or poor soldering, eliminating two major failure modes of the assembly process.



- Ultra-thin, compact size and high heat dissipation characteristics simplify thermal design — even with large currents

The ultra-thin, compact package (HTSSOP-Bxx) dissipates heat to the substrate through the metal backside, resulting in large power dissipation. Compared with conventional HSOP packages that radiate heat through the leads, the HTSSOP-Bxx can handle large currents while reducing mounting area significantly.



- Current decay mode switching function reduces vibration, even during high rotation speeds

Generally, Slow Decay mode alone causes deformation of the current waveform during high speed rotation, resulting in motor vibration. ROHM stepping motor drivers feature an MTH terminal that allows selection of FAST/SLOW/MIX DECAY modes, ensuring low vibration driving – even during high speed rotation. In addition, the FAST/SLOW ratio can be linearly set during MIX DECAY, allowing optimization of the current decay.

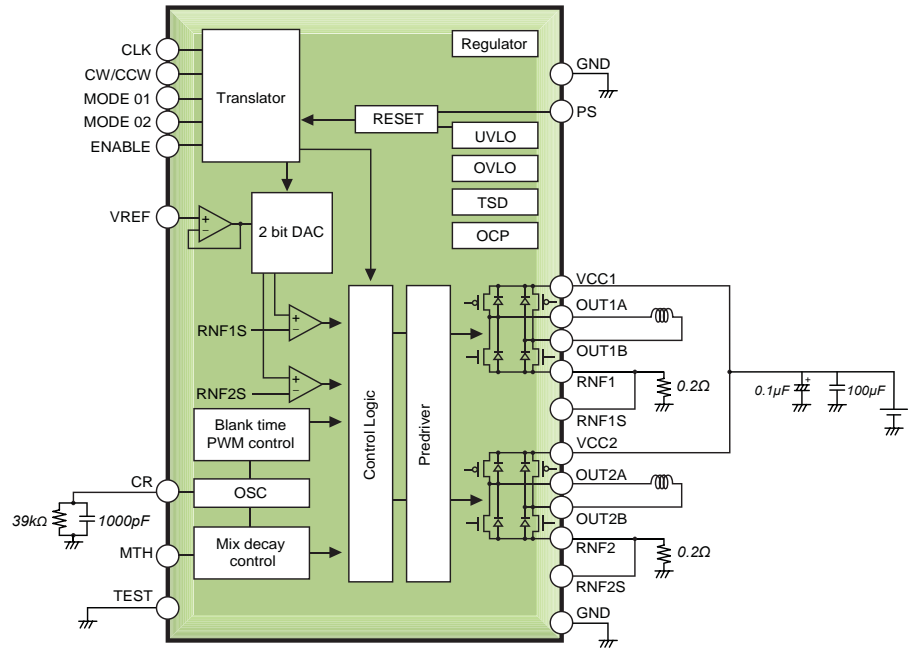


Part No.	Supply voltage(V)	Output current (A)	Circuit current (mA)	Input threshold voltage		Output ON resistance (Ω)	Package
	V _{CC}			H level voltage(V)	L level voltage(V)		
BD63877EFV	19 to 28	2.0	2.5	2.0	0.8	0.65	HTSSOP-B28
BD63875EFV	19 to 28	1.5	2.5	2.0	0.8	1.00	HTSSOP-B28
BD63873EFV	19 to 28	1.0	2.5	2.0	0.8	1.90	HTSSOP-B28
BD63876EFV	19 to 28	2.0	2.5	2.0	0.8	0.65	HTSSOP-B28
BD63874EFV	19 to 28	1.5	2.5	2.0	0.8	1.00	HTSSOP-B28
BD63872EFV	19 to 28	1.0	2.5	2.0	0.8	1.90	HTSSOP-B28

High Performance - High Reliability - 36V Series CLK Interface

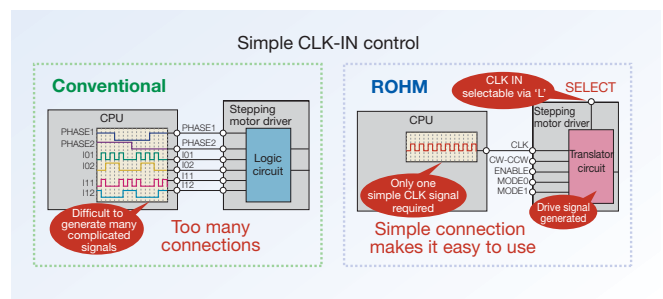
Important Features

- Single supply voltage ($V_{CC} = 36V$) with internal voltage regulator
- 1.0A, 1.5A and 2.0A output current models
 - Pin-compatible line-up
 - Small, thin power package (HTSSP-B28)
- CLK-IN with built-in translator
 - Full-step/ half-step/ quarter-step
- Constant current PWM driver
 - Variable frequency by external CR
 - FAST / SLOW / MIX DECAY modes
- DMOS output (Pch+Nch)
 - No charge pump
- Built-in circuit protection
 - Undervoltage lockout
 - Overvoltage lockout
 - Thermal shutdown
 - Overcurrent protection
 - Adjacent pin short protection
- Ghost supply prevention function



Easy board layout with simple CLK-IN control

Compared with PARALLEL IN devices that require drive signals from the CPU, ROHM's CLK-IN stepper motor drivers feature a built-in translator circuit making it possible to drive stepper motors using a single CLK signal. This cuts down both the amount of software processing as well as the number of signals significantly reducing the development time, simplifying board layout and decreasing costs.

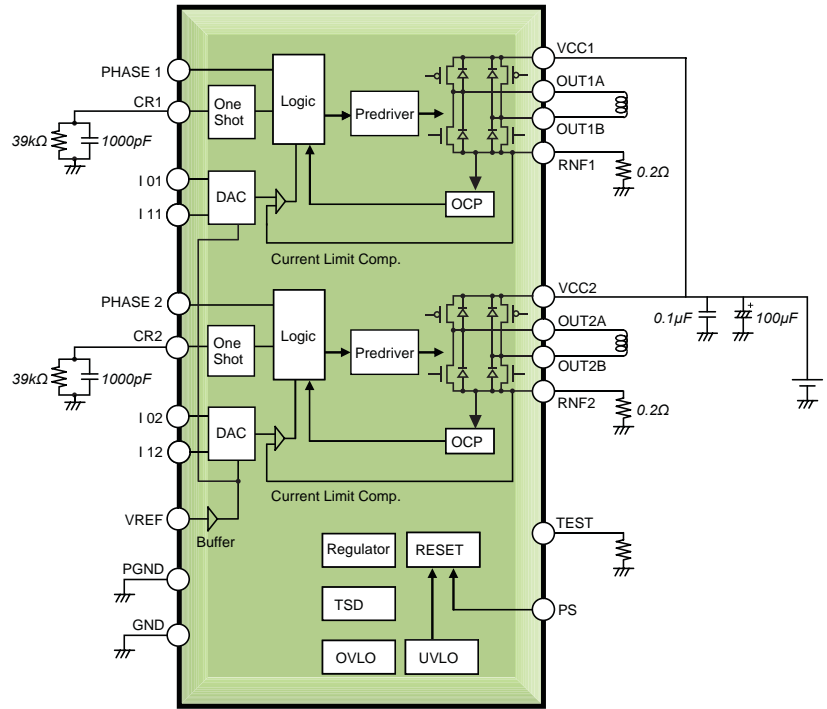


Part No.	Supply voltage(V)	Output current (A)	Circuit current (mA)	Input threshold voltage		Output ON resistance (Ω)	Package
	V_{CC}			H level voltage(V)	L level voltage(V)		
BD63877EFV	19 to 28	2.0	2.5	2.0	0.8	0.65	HTSSOP-B28
BD63875EFV	19 to 28	1.5	2.5	2.0	0.8	1.00	HTSSOP-B28
BD63873EFV	19 to 28	1.0	2.5	2.0	0.8	1.90	HTSSOP-B28

High Performance - High Reliability - 36V Series PARALLEL Interface

Important Features

- Single supply voltage (Vcc, max = 36V) with internal voltage regulator
- 1.0A, 1.5A and 2.0A output current models
 - Pin-compatible line-up
 - Small, thin power package (HTSSP-B28)
- Parallel IN
 - Full-step/ half-step/ quarter-step
- Constant current PWM driver
 - Variable frequency by external CR
 - FAST / SLOW / MIX DECAY modes
- DMOS output (Pch+Nch)
- No charge pump
- Built-in circuit protection
 - Undervoltage lockout
 - Overvoltage lockout
 - Thermal shutdown
 - Overcurrent protection
 - Adjacent pin short protection
- Ghost supply prevention function

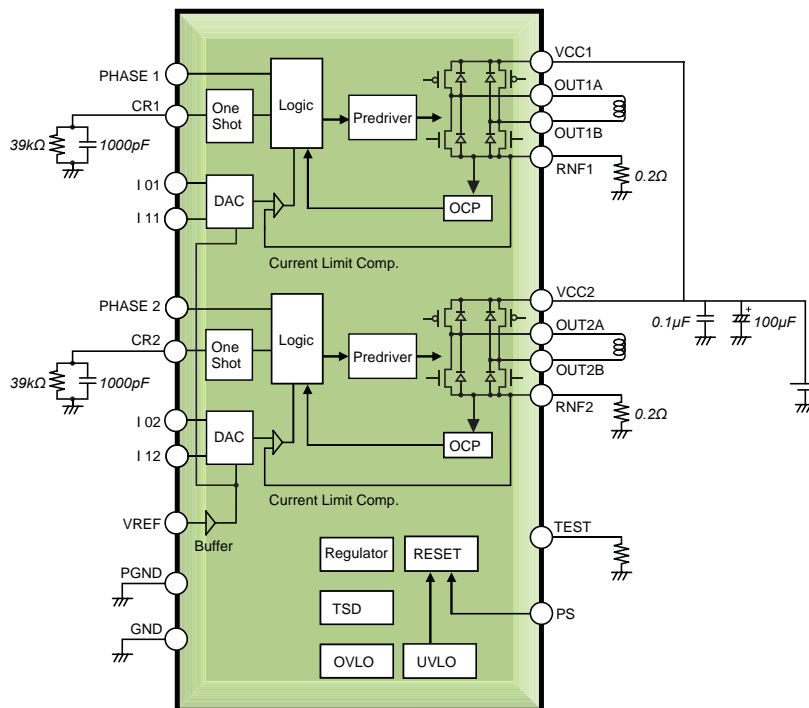


Part No.	Supply voltage(V)	Output current (A)	Circuit current (mA)	Input threshold voltage		Output ON resistance (Ω)	Package
	Vcc			H level voltage(V)	L level voltage(V)		
BD63876EFV	19 to 28	2.0	2.5	2.0	0.8	0.65	HTSSOP-B28
BD63874EFV	19 to 28	1.5	2.5	2.0	0.8	1.00	HTSSOP-B28
BD63872EFV	19 to 28	1.0	2.5	2.0	0.8	1.90	HTSSOP-B28

High Performance - High Reliability - 36V Series Standard / PARALLEL IN

Important Features

- Single supply voltage (Vcc, max = 36V) with internal voltage regulator
- 0.8A output current
- Parallel-In
 - Full-step/ half-step/ quarter-step
- Constant current PWM driver
 - SLOW decay mode
- DMOS output (Pch+Nch)
 - No charge pump
- Built-in circuit protection
 - Undervoltage lockout
 - Overvoltage lockout
 - Thermal shutdown
 - Overcurrent protection
 - Adjacent pin short protection
- Ghost supply prevention function

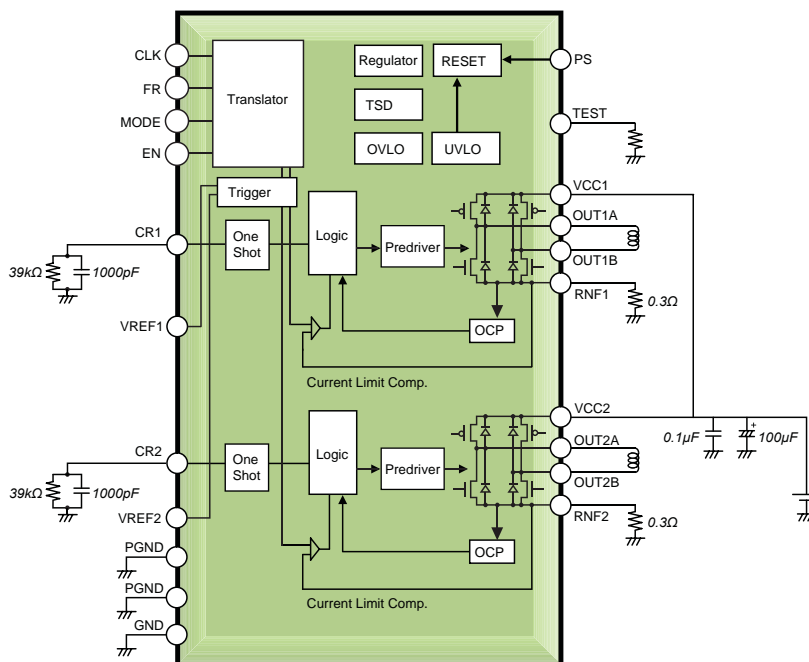


Part No.	Supply voltage(V)	Output current (A)	Circuit current (mA)	Input threshold voltage		Output ON resistance (Ω)	Package
	Vcc			H level voltage(V)	L level voltage(V)		
BD6290EFV	19 to 28	0.8	3.0	2.0	0.8	2.8	HTSSOP-B24

High Performance - High Reliability - 36V Series Standard / CLK IN

Important Features

- Single supply voltage (Vcc, max = 36V) with internal voltage regulator
- 0.8A output current
- Clock-In
 - Full-step/ half-step
- Constant current PWM driver
 - SLOW decay mode
- DMOS output (Pch+Nch)
 - No charge pump
- Built-in circuit protection
 - Undervoltage lockout
 - Overvoltage lockout
 - Thermal shutdown
 - Overcurrent protection
 - Adjacent pin short protection
- Ghost supply prevention function

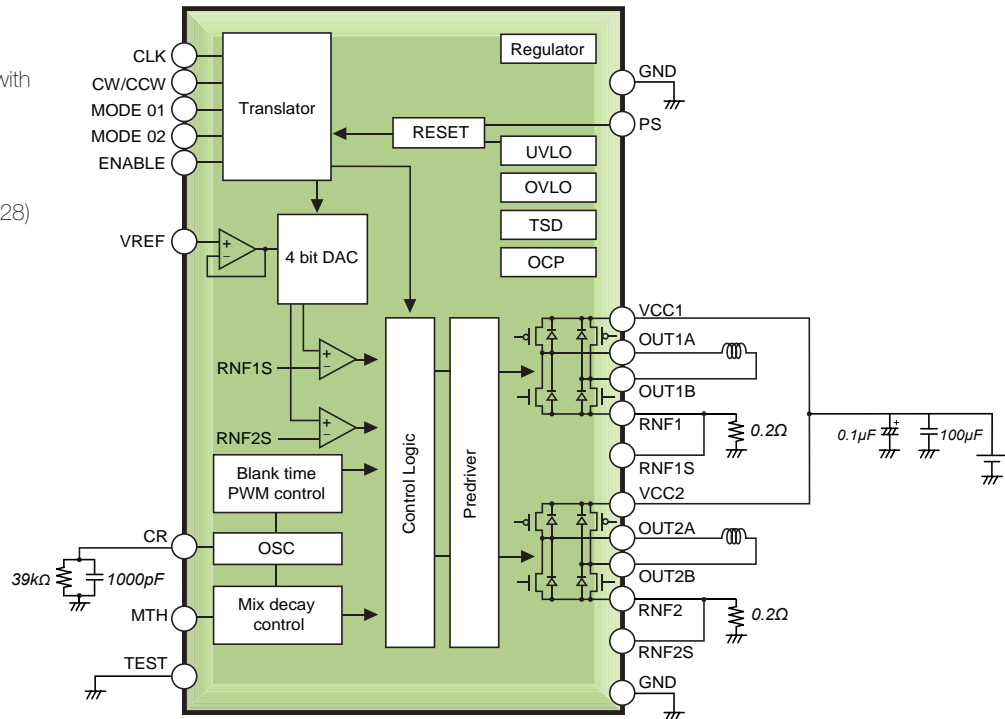


Part No.	Supply voltage(V)	Output current (A)	Circuit current (mA)	Input threshold voltage		Output ON resistance (Ω)	Package
	Vcc			H level voltage(V)	L level voltage(V)		
BD63801EFV	19 to 28	0.8	2.7	2.0	0.8	2.8	HTSSOP-B24

High Performance - High Reliability - 36V Series Microstep

Important Features

- Single supply voltage ($V_{cc} = 36V$, max) with internal voltage regulator
- 1.0A and 2.0A output current models
 - Pin-compatible line-up
 - Small, thin power package (HTSSOP-B28)
- CLK-IN with built-in translator
 - Full-step/ half-step/ eighth-step / sixteenth-step
- Constant current PWM driver
 - Variable frequency by external CR
 - FAST / SLOW / MIX DECAY modes
- DMOS output (Pch+Nch)
 - No charge pump
- Built-in circuit protection
 - Undervoltage lockout
 - Overvoltage lockout
 - Thermal shutdown
 - Overcurrent protection
 - Adjacent pin short protection



- 4 mode settings possible from full step to sixteenth step via 4-bit logic input

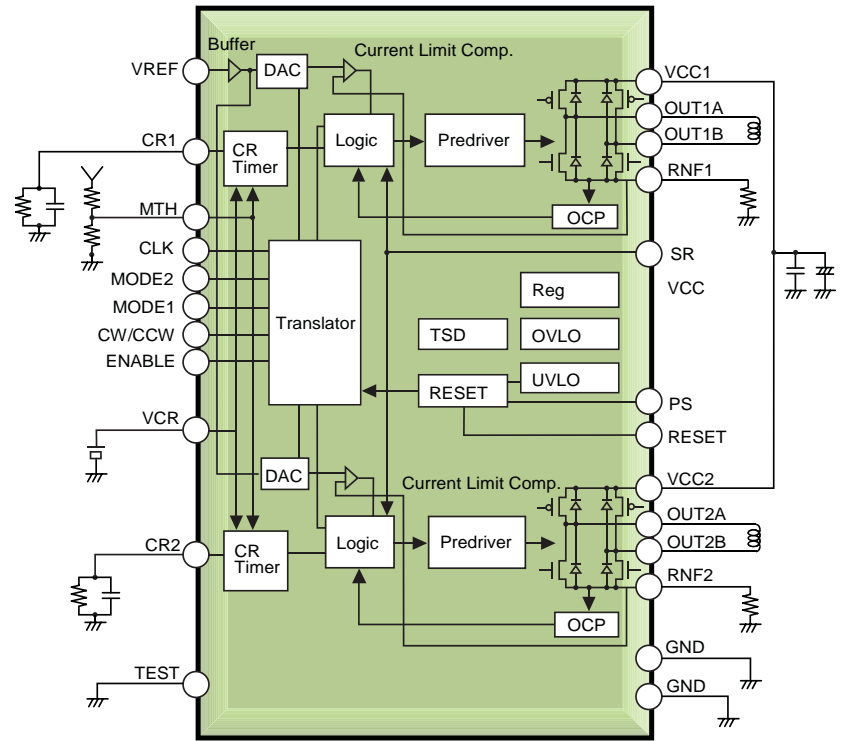
Select between Full-Step, Half-Step, Eighth-Step or Sixteenth-Step operation based on the control input terminal settings. Full-step mode is ideal for sets requiring large current for high torque, while sixteenth-step mode features a smooth output waveform for lower noise and vibration.

Part No.	Supply voltage(V)	Output current (A)	Circuit current (mA)	Input threshold voltage		Output ON resistance (Ω)	Package
	V _{cc}			H level voltage(V)	L level voltage(V)		
BD63843EFV	19 to 28	1.0	2.5	2.0	0.8	1.9	HTSSOP-B28
BD63847EFV	19 to 28	2.0	2.5	2.0	0.8	0.85	HTSSOP-B28

High Performance - High Reliability - 36V Microstep

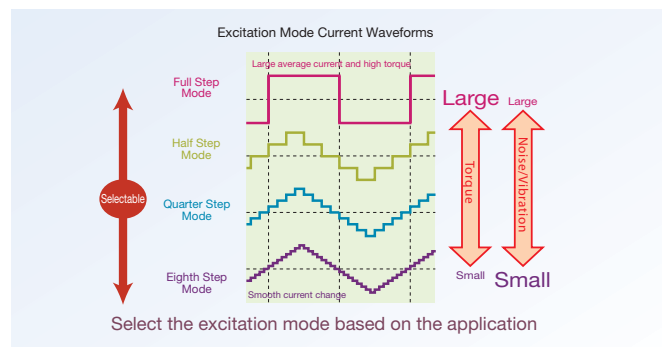
Important Features

- Single supply voltage ($V_{CC} = 36V$) with internal voltage regulator
- 2.5 output current
 - Small, thin power package (HTSSOP-B28)
- CLK-IN with built-in translator
 - Full-step/ half-step/ quarter-step / eighth-step
- Constant current PWM driver
 - Variable frequency by external CR
 - FAST / SLOW / MIX DECAY modes
- DMOS output (Pch+Nch)
 - No charge pump
- Built-in circuit protection
 - Undervoltage lockout
 - Overvoltage lockout
 - Thermal shutdown
 - Overcurrent protection
- Ghost supply prevention function



- 4 mode settings possible from full step to eighth step via 3-bit logic input

Select between Full-Step, Half-Step, Quarter-Step or Eighth-Step operation based on the control input terminal settings. Full-step mode is ideal for sets requiring large current for high torque, while eighth-step mode features a smoother output waveform for lower noise and vibration.



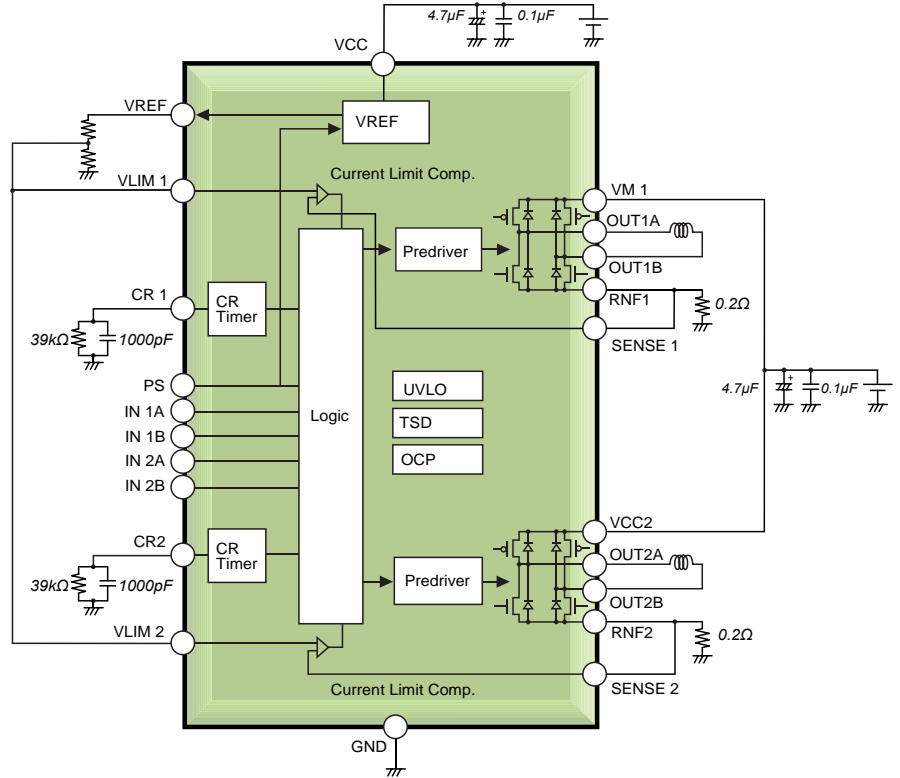
Part No.	Supply voltage(V)	Output current (A)	Circuit current (mA)	Input threshold voltage		Output ON resistance (Ω)	Package
	V_{CC}			H level voltage(V)	L level voltage(V)		
BD63860EFV	16 to 28	2.5	4.0	2.0	0.8	0.8	HTSSOP-B28

High Performance - High Reliability - 36V Series

Low Voltage Series Parallel-in (Vcc 2.5V-5.5V)

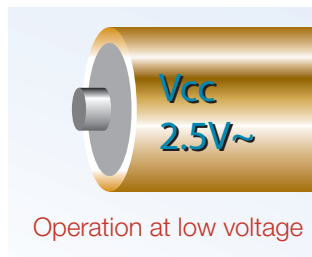
Important Features

- 0.8A, and 1.2A output current models
 - Pin-compatible line-up
 - Small, thin power package (HTSSOP-B24)
- Parallel-In
 - Full-step/ half-step
- Constant current PWM driver
 - SLOW decay mode
- DMOS output (Pch+Nch)
 - No charge pump
- Built-in circuit protection
 - Undervoltage lockout
 - Overvoltage lockout
 - Thermal shutdown
 - Overcurrent protection
 - Adjacent pin short protection
- Ghost supply prevention function



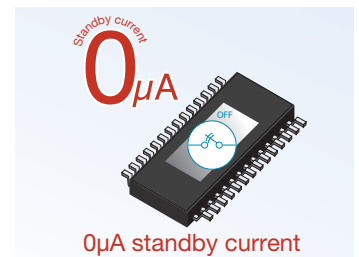
- Compatible with low voltage (Vcc=2.5V) operation

Operation is possible from a voltage as low as Vcc=2.5V, enabling compatibility with a wide range of battery-driven applications.



- 0 μA standby current

The built-in power save function features virtually no standby current, contributing to increased energy savings and longer battery life.

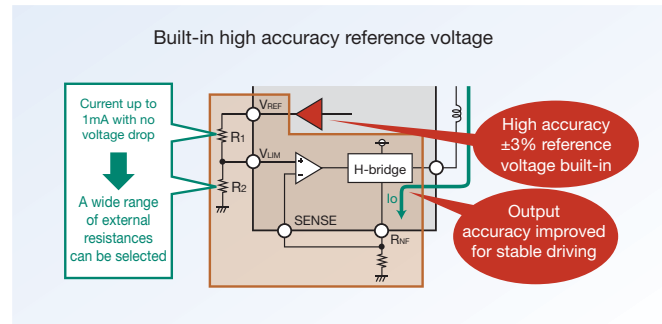


Part No.	Supply voltage(V)		Output current (A)	Circuit current (mA)	Input threshold voltage		Output ON resistance (Ω)	Package
	Vcc	VM			H level voltage(V)	L level voltage(V)		
BD6381EFV	2.5 to 5.5	6.0 to 13.5	1.2	1.6	2.0	0.8	1.0	HTSSOP-B24
BD6380EFV	2.5 to 5.5	4.0 to 13.5	0.8	1.6	2.0	0.8	1.2	HTSSOP-B24

High Performance - High Reliability - Low Voltage Vcc 2.5 - 55

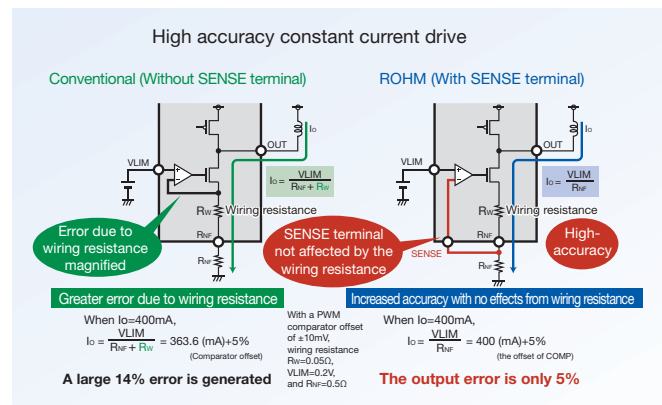
- High reference voltage output accuracy, even during battery driving

The high accuracy ($\pm 3\%$) reference voltage is stable, even during voltage fluctuations. This allows arbitrary setting of the input at the constant current limit setting terminal via external resistor division. Dependable operation is ensured, even in battery driven applications with wide voltage variations. In addition, an external analog power supply is not required, reducing overall costs.



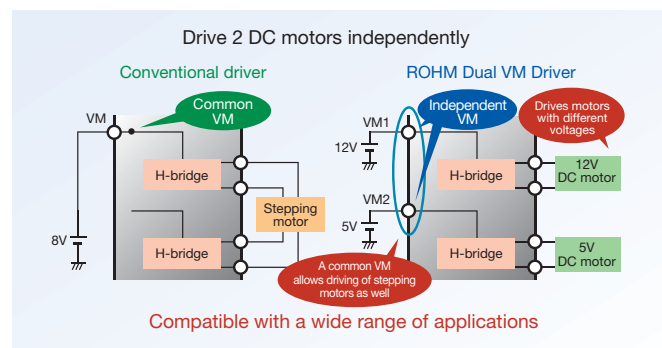
- SENSE terminal enables high accuracy constant current drive

Motor current is detected by the SENSE terminal, eliminating any adverse effects due to the internal wiring resistance, ensuring precise control (i.e. during microstep driving via external DAC), resulting in lower noise and vibration.



- Drive two DC motors with the independent VM terminals

Two independent motor power supply terminals (VM) allow for two different voltage settings, making it possible to drive two different DC motors (or one stepping motor). In addition, the PWM frequency can be set separately for each output.

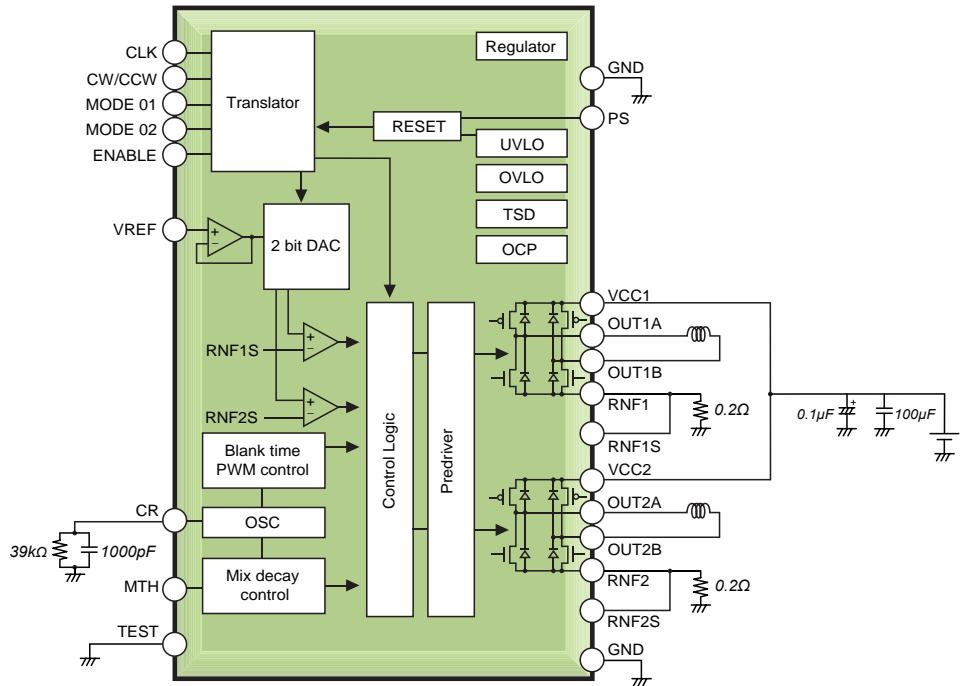


High Performance - High Reliability - High Voltage Series

Vcc up to 45V

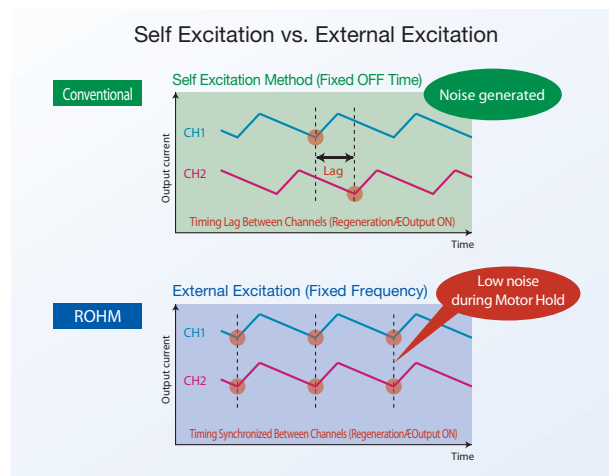
Important Features

- Single supply voltage with internal voltage regulator
- 1.0A and 1.5A output current models
 - Small, thin power packages
 - 1.0A HTSSOP-B24
 - 1.5A HTSSOP-B28
- CLK-IN with built-in translator
 - Full-step/ half-step/ quarter-step
- Parallel-In (1.0A only)
 - Full-step/ half-step/ quarter-step
- Constant current PWM driver)
 - Variable frequency by external CR
 - Four decay mode settings
- DMOS output (Pch+Nch)
 - No charge pump
- Built-in circuit protection
 - Undervoltage lockout
 - Overvoltage lockout
 - Thermal shutdown
 - Overcurrent protection
 - Adjacent pin short protection
- Ghost supply prevention function



- Low noise during motor hold with external PWM excitation

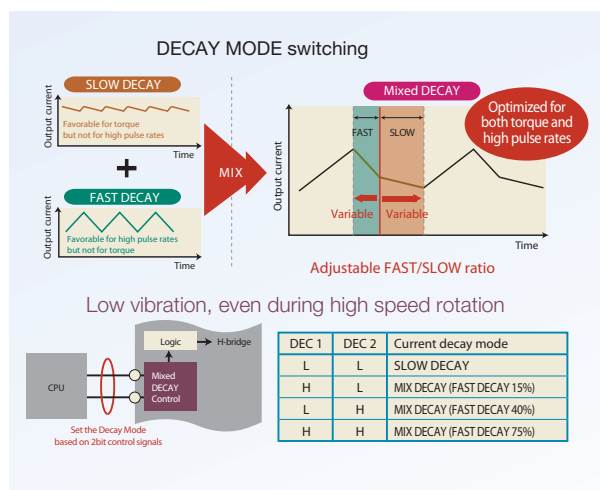
This series utilizes an external excitation (fixed frequency) PWM method for constant current control. Conventional self-excitation methods feature a timing lag between channels between regeneration and output ON, resulting in noise. Conversely, ROHM's high voltage stepping motor drivers utilize external excitation with synchronized timing, reducing noise significantly.



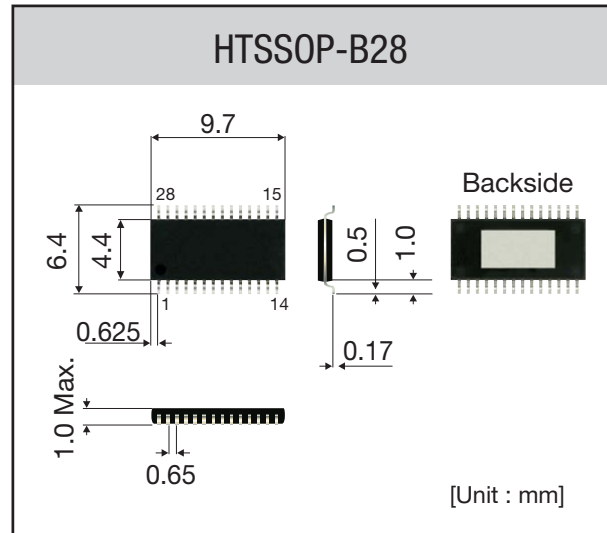
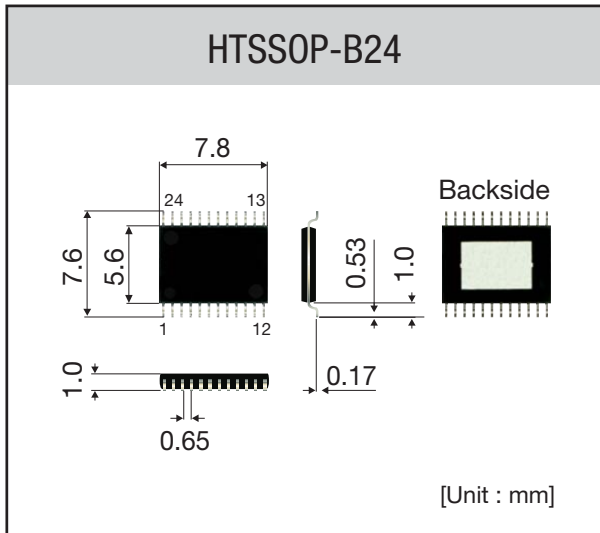
High Performance - High Reliability - 36V High Voltage Series (Vcc up to 45V)

- Current decay mode switching possible via 2-bit logic input

Four decay mode settings (Slow Decay + 3 Mixed Decay modes) can be set via two 2-bit logic input terminals. Each mode features a different decay ratio between fast and slow, enabling optimization based on motor specs for lower distortion and vibration.



Part No.	Supply voltage(V)	Output current (A)	Circuit current (mA)	Input threshold voltage		Output ON resistance (Ω)	Package
	Vcc			H level voltage(V)	L level voltage(V)		
BD6425EFV	19 to 42	1.5	2.0	2.0	0.8	1.1	HTSSOP-B28
BD6423EFV	19 to 42	1.0	2.0	2.0	0.8	2.0	HTSSOP-B24





ROHM Semiconductor USA, LLC
10145 Pacific Heights Blvd., Suite 1000
San Diego, CA 92121

www.rohmsemiconductor.com | 1.888.775.ROHM



NOTE: For the most current product information, contact a ROHM sales representative in your area.

ROHM assumes no responsibility for the use of any circuits described herein, conveys no license under any patent or other right, and makes no representations that the circuits are free from patent infringement. Specifications subject to change without notice for the purpose of improvement.

The products listed in this catalog are designed to be used with ordinary electronic equipment or devices (such as audio visual equipment, office-automation equipment, communications devices, electrical appliances and electronic toys). Should you intend to use these products with equipment or devices which require an extremely high level of reliability and the malfunction of which would directly endanger human life (such as medical instruments, transportation equipment, aerospace machinery, nuclear-reactor controllers, fuel controllers and other safety devices), please be sure to consult with our sales representative in advance.

© 2010 ROHM Semiconductor USA, LLC. Although every effort has been made to ensure accuracy, ROHM accepts no responsibility for errors or omissions. Specifications and product availability may be revised without notice. No part of this document represents an offer or contract. Industry part numbers, where specified, are given as an approximate comparative guide to circuit function only. Consult ROHM prior to use of components in safety, health or life-critical systems. All trademarks acknowledged.